

FILED FOR RECORD  
at 1:38 o'clock P M

AUG 28 2018

AFFIDAVIT

PAULETTE WILLIAMS  
COUNTY CLERK, LIBERTY COUNTY, TEXAS  
BY Christina Garcia DEPUTY

**THE STATE OF TEXAS  
COUNTY OF LIBERTY**


**RE: Monthly Report of the County Treasurer, For the Month Ended June 30, 2018**

The Monthly Report of the County Treasurer includes, but is not limited to, money received and disbursed; debts due to and owed by the county; and all other proceedings in the Treasurer's office that pertain to the financial standing of Liberty County. [LGC §114.026(a)(b)]

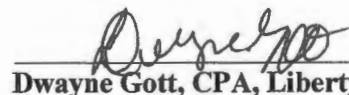
The County Treasurer's books and the Auditor's general ledger agree. The bank statements have been reconciled and any adjustments have been noted. This affidavit must state the amount of the cash and other assets that are in the custody of the County Treasurer at the time of examination. [LGC §114.026(d)]

**TOTAL CASH AND INVESTMENTS HELD BY THE TREASURER ON JUNE 30, 2018**  
**\$33,223,079.38**


Therefore, Kim Harris, Liberty County Treasurer, who being fully sworn, upon oath states that the aforementioned monthly report is true and correct to the best of her knowledge.  
Filed with accompanying reports this, the 28<sup>th</sup> day of August, 2018.

  
Kim Harris, CPA, Liberty County Treasurer


The Monthly Report of the County Treasurer has been submitted for audit. The cash balances agree with the records of the County Auditor, as reconciled. [LGC §114.026(b)]

  
Dwayne Gott, CPA, Liberty County Auditor

At the regular meeting of the Commissioners' Court on August 28, 2018, Kim Harris, Liberty County Treasurer, presented the Treasurer's Report for the month ended June 30, 2018 for the inspection of the court. After reviewing the Treasurer's Report and having taken reasonable steps to ensure its accuracy, we, the undersigned members of the court, hereby approve the report, subject to independent auditors' review. We hereby affirm that the report complies with the statutes as referenced, and request that it be filed with the official minutes of this meeting. [LGC §114.026(c) and (d)]

  
Jay Knight, County Judge

  
Bruce Karbowski, Commissioner, Pct. 1

  
Greg Arthur, Commissioner, Pct. 2

  
James 'Boo' Reaves, Commissioner, Pct. 3

  
Leon Wilson, Commissioner, Pct. 4

DATE: 8/28/18  
EXHIBIT: A

***Monthly Report of County Treasurer  
For the Month Ended June 30, 2018***

***Prepared and submitted by Kim Harris, CPA  
Liberty County Treasurer***

***Monthly Report of County Treasurer***  
***Prepared by Kim Harris, CPA, Liberty County Treasurer***

**Index to Report**

	<u>Page</u>
<b><u>Section 1 - Cash Flow</u></b>	
<b>Statement of Cash Receipts and Disbursements</b>	
General Fund	1 - 3
Special Funds	4
<b>Bank Collateral</b>	
First Liberty National Bank	5
Prosperity Bank	6
<b>Bond Indebtedness</b>	7
<b><u>Section 2 - Investments</u></b>	8
<b><u>Section 3 - Benefits &amp; Insurance</u></b>	9
<b><u>Section 4 - Receipt Register</u></b>	10-27
<b><u>Section 5 - Leave Liability Report</u></b>	28-43
<b><u>Section 6 - Check Register</u></b>	44-55

## Section 1 – Cash Flow

### Statement of Cash Receipts and Disbursements

**Liberty County, Texas - General Fund  
 Combined Statement of Cash Receipts and Disbursements  
 For the Month Ended June 30, 2018**

<u>Account Name</u>	<u>Balance 5/31/2018</u>	<u>Cash Receipts</u>	<u>Cash Disbursements</u>	<u>Balance 6/30/2018</u>
<u>GENERAL FUND</u>				
Cash	16,525,885.33	1,538,147.74	(2,726,513.02)	15,337,520.05
<u>DISTRICT ATTORNEY FUND</u>				
Cash	27,672.70	26,358.94	(1,082.62)	52,949.02
<u>DISTRICT ATTORNEY PROGRAMS</u>				
Cash - Special Investigative	846,755.91	0.00	(1,706.75)	845,049.16
Cash - Welfare Fraud	1,736.85	0.00	0.00	1,736.85
Cash - Crime Prevention	199.30	0.00	0.00	199.30
	<u>848,692.06</u>	<u>0.00</u>	<u>(1,706.75)</u>	<u>846,985.31</u>
<u>ROAD &amp; BRIDGE FUND</u>				
Cash	5,132,294.64	215,541.25	(885,077.28)	4,462,758.61
<u>CHILD ABUSE/FAMILY VIOLENCE FUND</u>				
Cash	862.47	81.17	0.00	943.64
<u>VICTIMS ASSISTANCE COORDINATOR</u>				
Cash	(27,749.93)	0.00	(4,962.12)	(32,712.05)
<u>LAND ACQUISITION ROW</u>				
Cash	681,300.56	32,395.00	(209,979.35)	503,716.21
<u>ELECTION SERVICE CONTRACT</u>				
Cash	26,594.13	0.00	0.00	26,594.13
<u>RECORDS MANAGEMENT - COUNTY CLERK</u>				
Cash	670,984.04	29,937.13	(5,273.45)	695,647.72
<u>DISTRICT CLERK - TDCJ ACCOUNT</u>				
Cash	15,337.47	0.00	(260.93)	15,076.54
<u>LAW LIBRARY FUND</u>				
Cash	41,956.21	3,815.00	(3,880.08)	41,891.13
<u>JP TECHNOLOGY FUND</u>				
Cash	145,841.42	2,299.70	(1,923.80)	146,217.32
<u>CO. &amp; DIST. CLERK TECHNOLOGY</u>				
Cash	17,702.63	113.95	0.00	17,816.58
<u>COURT RECORD PRESERVATION</u>				
Cash	102,841.00	1,400.00	(10.00)	104,231.00
<u>CSCD - CIVIL FEES</u>				
Cash	(1,787.41)	0.00	0.00	(1,787.41)
<u>CO. ATTY. - PRE-TRIAL DIVERSION</u>				
Cash	236,358.53	5,590.00	0.00	241,948.53

**Liberty County, Texas - General Fund**  
**Combined Statement of Cash Receipts and Disbursements**  
**For the Month Ended June 30, 2018**

<u>Account Name</u>	<u>Balance 5/31/2018</u>	<u>Cash Receipts</u>	<u>Cash Disbursements</u>	<u>Balance 6/30/2018</u>
<u>HOMELAND SECURITY PROGRAM</u>				
Cash	0.00	0.00	0.00	0.00
<u>ADULT GANG INVESTIGATOR GRANT</u>				
Cash	(7,069.04)	0.00	0.00	(7,069.04)
<u>DISTRICT CLERK CHILD SUPPORT</u>				
Cash	15,995.24	0.00	0.00	15,995.24
<u>SECURITY FEE</u>				
Cash	66,251.82	6,349.77	(5,144.64)	67,456.95
<u>DISTRICT CLERK RECORDS MANAGEMENT</u>				
Cash	54,165.36	1,377.07	(10.00)	55,532.43
<u>COMMISSIONER'S COURT RECORDS MANAGEMENT</u>				
Cash	202,204.97	1,563.39	(605.00)	203,163.36
<u>CONSTABLES FORFEITURE FUND</u>				
Cash	37,258.33	0.00		37,258.33
Cash - Seizure	0.00	0.00		0.00
	37,258.33	0.00	0.00	37,258.33
<u>DARE CONTRIBUTIONS</u>				
Cash	4,513.17	0.00	(20.12)	4,493.05
<u>DA FEDERAL FORFEITURE</u>				
Cash	15,759.31	0.00	0.00	15,759.31
<u>SHERIFF'S GRANTS</u>				
Cash	23,521.31	0.00	0.00	23,521.31
<u>CDBG GRANT #12-219-000-5519</u>				
Cash	0.00	0.00	0.00	0.00
<u>CDBG GRANT #13-307-000-7582</u>				
Cash	1,786.20	0.00	0.00	1,786.20
<u>CDBG GRANT #13-307-000-7583</u>				
Cash	0.00	0.00	0.00	0.00
<u>GLO CONTRACT #13-314-000-7601</u>				
Cash	(45,028.65)	175.60	(16,945.90)	(61,798.95)
<u>C.O. SERIES 2008</u>				
Cash	3,760,499.47	3,986.66	0.00	3,764,486.13
<u>TDA #713290 HARDIN WS</u>				
Cash	0.00	0.00	0.00	0.00

**Liberty County, Texas - General Fund  
 Combined Statement of Cash Receipts and Disbursements  
 For the Month Ended June 30, 2018**

<u>Account Name</u>	<u>Balance 5/31/2018</u>	<u>Cash Receipts</u>	<u>Cash Disbursements</u>	<u>Balance 6/30/2018</u>
<u>TDHCA #70090006</u>				
Cash	(0.00)	0.00	0.00	(0.00)
<u>FEMA Road &amp; Bridge Projects</u>				
Cash	1,088,378.01	0.00	(153,637.96)	934,740.05
<u>GRANT - DRS #10099</u>				
Cash	14,123.61	0.00	0.00	14,123.61
<u>COUNTY OFFICIALS FUND</u>				
Cash	434,636.11	10,190.86	(10,567.14)	434,259.83
<u>STATE COURT COST FUND</u>				
Cash	237,464.67	80,033.57	(1,285.82)	316,212.42
<u>COUNTY ATTORNEY CHECK COLLECTIONS</u>				
Cash	24,235.09	105.00	0.00	24,340.09
<u>OLD RIVER DRAINAGE DISTRICT #1</u>				
Cash	14.04	0.00	(14.04)	0.00
<u>JUVENILE PROBATION</u>				
Cash	20,073.33	32,698.00	(41,744.05)	11,027.28
<u>DA SEIZURES</u>				
Cash	(0.00)	0.00	0.00	(0.00)
<u>GRAND TOTALS</u>	<u>30,393,568.20</u>	<u>1,992,159.80</u>	<u>(4,070,644.07)</u>	<u>28,315,083.93</u>

**Liberty County, Texas - Special Funds**  
**Combined Statement of Cash Receipts and Disbursements**  
**For the Month Ended June 30, 2018**

<u>Account Name</u>	<u>5/31/2018</u> <u>Balance</u>	<u>Cash</u> <u>Receipts</u>	<u>Cash</u> <u>Disbursements</u>	<u>6/30/2018</u> <u>Balance</u>
<u>SHERIFF'S SEIZURE</u>				
Cash	189,859.43	5,358.34	0.00	195,217.77
<u>CSCD - CIVIL FEES</u>				
Cash	27,314.45	2,450.24	0.00	29,764.69
<u>OLD RIVER DRAINAGE DISTRICT</u>				
Cash	1,027,537.13	32,196.01	(28,556.43)	1,031,176.71
<u>DEBT SERVICE</u>				
Cash	1,811,823.63	44,780.71	(500.00)	1,856,104.34
<u>BENEFITS &amp; INSURANCE</u>				
Cash	1,177,642.19	492,702.25	(504,187.91)	1,166,156.53
<u>CS &amp; CD PROGRAMS</u>				
Cash	436,518.57	365,610.03	(189,646.37)	612,482.23
<u>PAYROLL CLEARING</u>				
Cash - Deduction Clearing A/C	15,942.96	1,678,609.63	(1,678,943.76)	15,608.83
Cash - Payroll	1,472.57	22,197.41	(22,185.63)	1,484.35
FUND TOTALS	17,415.53	1,700,807.04	(1,701,129.39)	17,093.18
<u>GRAND TOTALS</u>				
	4,688,110.93	2,643,904.62	(2,424,020.10)	4,907,995.45



# Bank Collateral

# Pledge Security Listing

June 30, 2018

Description	Safekeeping Location	Safekeeping Receipt	Coupon	Maturity Date	Call Date	Moody	S&P	Fitch	ASC 320	Face Amount	Current Par	Current Book Value	Market Value	Gain(Loss)
<b>Liberty County Treasurer</b>														
SABINE PASS TX ISD	TIB		2.50	08/15/2027	08/15/2022	NR	AAA	NR	AFS	200,000	200,000.00	203,545.94	197,866.00	(5,679.94)
WACO TX ISD	TIB		0.00	08/15/2020		Aaa	NR	NR	AFS	750,000	750,000.00	699,244.42	715,380.00	16,135.58
HARDIN TX ISD	TIB		2.00	08/15/2020		Aaa	NR	NR	AFS	290,000	290,000.00	295,707.61	290,771.40	(4,936.21)
LULING TX ISD	TIB		3.00	08/15/2020		NR	AAA	NR	AFS	265,000	265,000.00	275,542.71	271,259.30	(4,283.41)
DAYTON TX	TIB		2.00	02/01/2019		NR	AA-	NR	AFS	565,000	565,000.00	568,269.47	565,875.75	(2,393.72)
FNMA MA2233			2.50	04/01/2025		AAA	AA+	AAA	AFS	2,500,000	1,205,200.93	1,212,656.98	1,188,409.66	(24,247.32)
<b>Total for Liberty County Treasurer</b>										<b>4,570,000</b>	<b>3,275,200.93</b>	<b>3,254,967.13</b>	<b>3,229,562.11</b>	<b>(25,405.02)</b>



EL CAMPO, TX

# Pledge Security Listing

June 30, 2018

ID	CUSIP	Description	Safekeeping Location	Safekeeping Receipt	Coupon	Maturity Date	Call Date	Moody	S&P	Fitch	ASC 320	Face Amount	Current Par	Current Book Value	Market Value	Gain(Loss)
<b>LIBERTY COUNTY TREASURER</b>																
1936	3128M1TK5	FHLMC G12454	FHLB	x	5.50	11/01/2021		AAA	AA+	AAA	HTM	4,000,000	53,034.48	53,034.55	54,526.50	1,491.95
1939	3128M1RT8	FHLMC G12398	FHLB	x	6.00	09/01/2021		AAA	AA+	AAA	HTM	1,000,000	14,004.25	14,004.26	14,501.25	496.98
2050	31294KX75	FHLMC E01602	FHLB	x	4.50	03/01/2019		AAA	AA+	AAA	HTM	13,600,000	52,439.15	52,439.29	52,528.18	88.88
2059	31405SJV7	FNMA 797776	FHLB	x	4.50	03/01/2020		AAA	AA+	AAA	HTM	33,723,844	221,067.21	221,067.54	223,261.54	2,194.00
2174	31410KU28	FNMA 889901	FHLB	x	4.50	09/01/2020		AAA	AA+	AAA	HTM	12,892,835	78,839.30	78,839.39	78,865.16	25.77
3546	31410LKN1	FNMA 890501	FHLB		2.00	11/01/2027		AAA	AA+	AAA	HTM	9,000,000	4,122,265.05	4,161,138.10	3,973,431.25	(187,706.85)
3547	31410LKN1	FNMA 890501	FHLB		2.00	11/01/2027		AAA	AA+	AAA	HTM	18,000,000	8,244,530.10	8,323,240.65	7,946,862.49	(376,378.16)
3607	3138EKLX1	FNMA AL3041	FHLB		2.00	02/01/2028		AAA	AA+	AAA	HTM	2,991,925	1,401,659.72	1,412,797.85	1,349,853.34	(62,944.51)
3660	31307B8G4	FHLMC J22739	FHLB		2.50	03/01/2028		AAA	AA+	AAA	HTM	4,310,816	1,959,857.62	1,959,857.62	1,921,763.69	(38,093.93)
4036	3128MMRT2	FHLMC G18497	FHLB		3.00	01/01/2029		AAA	AA+	AAA	HTM	8,000,000	3,650,193.12	3,721,113.21	3,618,253.93	(102,859.28)
4212	3138Y9NM6	FNMA AX7595	FHLB		2.50	01/01/2030		AAA	AA+	AAA	HTM	2,000,000	1,085,509.92	1,113,037.04	1,053,310.98	(59,726.06)
4839	3138EQ5J7	FNMA AL8048	FHLB		3.00	11/01/2032		AAA	AA+	AAA	HTM	500,000	337,590.63	349,942.46	334,624.05	(15,318.40)
4881	3138WJAC2	FNMA AS8102	FHLB		2.50	10/01/2031		AAA	AA+	AAA	HTM	9,000,000	7,269,575.58	7,451,196.59	7,051,670.05	(399,526.54)
4949	3132H1B22	FHLMC U89056	FHLB		3.00	03/01/2034		AAA	AA+	AAA	HTM	7,000,000	4,793,477.29	4,928,752.14	4,706,236.05	(222,516.08)
<b>Total for LIBERTY COUNTY TREASURER</b>												<b>126,019,420</b>	<b>33,284,043.42</b>	<b>33,840,460.69</b>	<b>32,379,688.46</b>	<b>(1,460,772.23)</b>

# Bond Indebtedness

# Liberty County, Texas

## Future Debt Service Requirements

### As of June 30, 2018

FYE 9/30	GO Refunding, Series 2010			GO Refunding, Series 2012			Annual Total
	Principal	Interest	Total	Principal	Interest	Total	
2018	235,000	63,900	298,900	1,125,000	71,093	1,196,093	1,494,993
2019	245,000	118,400	363,400	1,145,000	122,949	1,267,949	1,631,349
2020	255,000	108,600	363,600	1,165,000	103,370	1,268,370	1,631,970
2021	265,000	98,400	363,400	1,190,000	83,448	1,273,448	1,636,848
2022	280,000	87,800	367,800	1,210,000	63,099	1,273,099	1,640,899
2023	290,000	76,600	366,600	1,230,000	42,408	1,272,408	1,639,008
2024	300,000	65,000	365,000	1,250,000	21,373	1,271,373	1,636,373
2025	310,000	53,000	363,000				363,000
2026	325,000	40,600	365,600				365,600
2027	335,000	27,600	362,600				362,600
2028	355,000	14,200	369,200				369,200
<b>Total</b>	<b>\$3,195,000</b>	<b>\$754,100</b>	<b>\$3,949,100</b>	<b>\$8,315,000</b>	<b>\$507,740</b>	<b>\$8,822,740</b>	<b>\$12,771,840</b>

## Section 2 – Investments

# INVESTMENTS

Liberty County accepted bids for a four-year depository contract in May, 2015. Commissioners Court voted to accept Prosperity Bank as depository.

Liberty County funds are currently invested in the following:

## Interest-Bearing Accounts

Interest-bearing checking and money market accounts are held at Prosperity Bank. Under the terms of the four-year contract with Prosperity Bank beginning June 1, 2015, interest will be paid as follows:

### NOW Account (Checking with Interest)

Prosperity Bank's posted NOW Account rate, as it changes, plus .10% with a floor of .35%

### Money Market Account

Prosperity Bank's posted Prosperity MMA rate, as it changes, with a floor of .40%

Total interest earned on Prosperity Bank accounts for the month of June, 2018 was \$3,975.11.

## Certificate of Deposit

A 24-month certificate of deposit was purchased from First Liberty National Bank on June 16, 2016 in the amount of \$1,800,000.00. The annual interest rate on the C.D. is 1.05%. These funds are reserved for use under the terms of the Liberty County 2008 Certificates of Obligation and are secured by appropriate collateral pledged by First Liberty National Bank.

Interest paid on the Certificate of Deposit from opening on June 16, 2016 through maturity and closing on June 18, 2018 was \$38,182.79. The total principal and interest of \$1,838,182.79 was transferred to Prosperity Bank on June 18, 2018.


## TexSTAR and LOGIC Government Investment Pool

In June, 2018, the following amounts were invested/earned in TexSTAR and LOGIC:

<u>Account</u>	<u>Original Investment</u>	<u>June Interest</u>	<u>June 30, 2018 Cumulative Balance</u>
General Fund (TexSTAR)	\$ 5,000,000.00	\$ 7,574.70	\$ 5,043,145.75
C.O. 2008 (TexSTAR)	\$ 3,779,000.00	\$ 3,946.84	\$ 3,796,463.87
General Fund (LOGIC)	\$15,001,000.00	\$26,126.90	\$15,108,096.98

This report is made in accordance with provisions of Government Code 2256 (Section 2256.023), the Public Funds Investment Act. The investments held in the Liberty County portfolio comply with the Public Funds Investment Act and the Liberty County Investment Policy.

Submitted to Commissioners Court of Liberty County on August 28, 2018 by:



Kim Harris, Liberty County Investment Officer

## Section 3 – Benefits & Insurance



**LIBERTY COUNTY BENEFITS AND INSURANCE  
FINANCIAL REPORT  
FOR THE CALENDAR YEAR ENDED DECEMBER 31, 2018  
PREPARED AND SUBMITTED BY KIM HARRIS, TREASURER**

	<u>Payroll Contrib.</u>	<u>Interest Earned</u>	<u>Retiree/ COBRA</u>	<u>Other</u>	<u>Explanation for Other</u>	<u>Contract Firm Fdtns.</u>	<u>Claims BCBS</u>	<u>Admin./Prem.</u>	<u>Premium Life Ins.</u>	<u>Net Change per Month</u>	<u>Account Balance</u>
Beg. Bal.											918,323.67
January	471,340.07	280.06	13,699.61			(19,740.34)	(510,203.33)	(46,334.71)	(3,139.03)	(94,097.67)	824,226.00
February	471,713.70	254.07	5,317.54			(19,740.34)	(247,007.18)	(28,175.71)	(3,128.14)	179,233.94	1,003,459.94
March	473,425.17	334.91	6,289.00	608.41	Cigna Reimb.	(19,740.34)	(335,918.14)	(27,644.01)	(3,189.31)	94,165.69	1,097,625.63
April	482,705.00	359.04	10,916.28			(19,740.34)	(625,201.38)	(27,587.41)	(3,179.81)	(181,728.62)	915,897.01
May	478,208.60	427.51	7,774.42	149,301.90	Cigna Dep. Refund	(19,740.34)	(322,653.80)	(28,382.10)	(3,191.01)	261,745.18	1,177,642.19
June	473,963.72	489.70	6,332.34	3,637.72	Cigna Refund	(19,740.34)	(293,098.62)	(30,544.27)	(3,224.01)	(11,485.66)	1,166,156.53
July				(149,301.90)	Transfer to gen fund					0.00	1,166,156.53
August										0.00	1,166,156.53
September										0.00	1,166,156.53
October										0.00	1,166,156.53
November										0.00	1,166,156.53
December										0.00	1,166,156.53
<b>Total</b>	<u>2,851,356.26</u>	<u>2,145.29</u>	<u>50,329.19</u>	<u>4,246.13</u>		<u>(118,442.04)</u>	<u>(2,334,082.45)</u>	<u>(188,668.21)</u>	<u>(19,051.31)</u>	<u>247,832.86</u>	<u>1,166,156.53</u>
	<u>475,226.04</u>						<u>Avg. Claims/Month</u>	<u>(389,013.74)</u>			

**Additional contributions received from General Fund:**

Comm. Court, June 29, 2010, Agenda #7	1,000,000.00
Comm. Court, Jan. 11, 2011, Agenda #14	500,000.00
Comm. Court, July 26, 2011, Agenda #25	500,000.00
Comm. Court, Dec. 20, 2011, Agenda #15	500,000.00
Comm. Court, April 24, 2012, Agenda #30	500,000.00
Comm. Court, Nov. 27, 2012, Agenda #19	128,000.00
Comm. Court, Feb. 12, 2013, Agenda #30	500,000.00
	<u>3,628,000.00</u>

DATE: 8/28/18  
EXHIBIT: A

## Section 4 – Receipt Register

07/20/2018 10:50:36

RECEIPT REGISTER  
RECEIPT DATES FROM 06/01/2018 TO 06/30/2018

RCT108 PAGE 1

RECEIPT NUMBER	DATE	STATUS	CASH/	CHECK/	MONEYORDER/	EFT/	OTHER/	/	RECEIPT AMOUNT
47213	06/01/2018	PX COUNTY CLERK		464.00					464.00
47214	06/01/2018	PX COUNTY ATTORNEY	526.45						526.45
47215	06/01/2018	PX COUNTY ATTORNEY		105.00					105.00
47216	06/01/2018	PX COUNTY CLERK		2,756.00					2,756.00
47217	06/01/2018	PX COUNTY CLERK		1,277.00					1,277.00
47218	06/01/2018	PX COUNTY CLERK		2,557.00					2,557.00
47219	06/01/2018	PX COUNTY CLERK		27.00					27.00
47220	06/01/2018	PX COUNTY CLERK		8,569.00					8,569.00
47221	06/01/2018	PX COUNTY CLERK		150.00					150.00
47222	06/01/2018	PX COUNTY CLERK		920.00					920.00
47223	06/01/2018	PX BOND SUPERVISION	350.00	100.00					450.00
47224	06/01/2018	PX CH&P MANAGEMENT, LLC		13,794.68					13,794.68
47225	06/01/2018	PX ENGINEERING	2,500.00	1,350.00					3,850.00
47226	06/01/2018	PX JUDGE HEBERT		3,098.10					3,098.10
47227	06/01/2018	PX DISTRICT CLERK		2,511.00					2,511.00
47228	06/04/2018	PX ENGINEERING	950.00	1,700.00					2,650.00
47229	06/04/2018	PX JUDGE DAVIS	383.00	2,340.10					2,723.10
47230	06/04/2018	PX COUNTY CLERK		480.00					480.00
47231	06/04/2018	PX COUNTY CLERK		5,820.00					5,820.00

RECEIPT REGISTER  
 RECEIPT DATES FROM 06/01/2018 TO 06/30/2018

RECEIPT NUMBER	DATE	STATUS	CASH/	CHECK/	MONEYORDER/	EFT/	OTHER/	/	RECEIPT AMOUNT
47232	06/04/2018	PX COUNTY CLERK		1,030.00					1,030.00
47233	06/04/2018	PX COUNTY CLERK		6.19					6.19
47234	06/04/2018	PX COMMISSIONER BRUCE KARBOWSKI	652.00	20.00					672.00
47235	06/04/2018	PX JUDGE CODY PARRISH	931.10	926.20					1,857.30
47236	06/04/2018	PX PROSPERITY BANK				4,408.57			4,408.57
47237	06/04/2018	PX LOGIC				25,924.28			25,924.28
47238	06/04/2018	PX TEXSTAR				10,170.93			10,170.93
47239	06/04/2018	PX COMMISSIONER GREG ARTHUR	2,104.50						2,104.50
47240	06/04/2018	PX COMMISSIONER GREG ARTHUR		425.00					425.00
47241	06/04/2018	PX JUDGE WADE BROWN		3,023.90					3,023.90
47242	06/04/2018	PX JUDGE RALPH FULLER		3,500.50					3,500.50
47243	06/04/2018	PX DISTRICT CLERK		1,896.00					1,896.00
47244	06/04/2018	PX COMMISSIONER BRUCE KARBOWSKI		200.00					200.00
47245	06/04/2018	PX XTO ENERGY INC.		13.71					13.71
47246	06/05/2018	PX ENGINEERING	3,250.00	8,050.00					11,300.00
47247	06/05/2018	PX TAX COLLECTOR	173.32						173.32
47248	06/05/2018	PX CONSTABLE JOSLIN		225.00					225.00
47249	06/05/2018	PX JUDGE CODY PARRISH	1,739.00	5,988.60					7,727.60
47250	06/05/2018	PX COUNTY ATTORNEY		2,120.87					2,120.87

07/20/2018 10:50:41

RECEIPT REGISTER  
RECEIPT DATES FROM 06/01/2018 TO 06/30/2018

RCT108 PAGE 3

RECEIPT NUMBER	DATE	STATUS	CASH/	CHECK/	MONEYORDER/	EFT/	OTHER/	/	RECEIPT AMOUNT
47251	06/05/2018	PX DISTRICT CLERK		2,604.00					2,604.00
47252	06/05/2018	PX JUDGE LARRY WILBURN		8,382.73					8,382.73
47253	06/05/2018	PX JUDGE WADE BROWN		1,196.00					1,196.00
47254	06/05/2018	PX JUDGE WADE BROWN		355.00					355.00
47255	06/05/2018	PX COMMISSIONER GREG ARTHUR		865.20					865.20
47256	06/05/2018	PX SHERIFF'S DEPARTMENT		3,126.36					3,126.36
47257	06/05/2018	PX DISTRICT ATTORNEY			20.00				20.00
47258	06/06/2018	PX MICHAEL TURNER		50.00					50.00
47259	06/06/2018	PX GOVDEALS INC		40.00					40.00
47260	06/06/2018	PX HOUSING AUTHORITY		5,525.87					5,525.87
47261	06/06/2018	PX ENGINEERING	1,500.00	1,100.00					2,600.00
47262	06/06/2018	PX OLD RIVER DRAINAGE DIST #1				31,894.86			31,894.86
47263	06/06/2018	PX RETIREE		399.80	81.92				481.72
47264	06/06/2018	PX COUNTY ATTORNEY	700.00						700.00
47265	06/06/2018	PX DISTRICT ATTORNEY	100.00						100.00
47266	06/06/2018	PX JUDGE RALPH FULLER		5,138.00					5,138.00
47267	06/06/2018	PX DISTRICT CLERK		2,765.00					2,765.00
47268	06/06/2018	PX COUNTY CLERK		2,176.00					2,176.00
47269	06/06/2018	PX COUNTY CLERK		730.00					730.00

07/20/2018 10:50:41

RECEIPT REGISTER  
RECEIPT DATES FROM 06/01/2018 TO 06/30/2018

RCT108 PAGE 4

RECEIPT NUMBER DATE STATUS	CASH/	CHECK/	MONEYORDER/	EFT/	OTHER/	/	RECEIPT AMOUNT
47270 06/06/2018 PX COUNTY CLERK		8,515.00					8,515.00
47271 06/06/2018 PX SHERIFF'S DEPARTMENT		1,282.20					1,282.20
47272 06/07/2018 PX COUNTY CLERK		1,985.00					1,985.00
47273 06/07/2018 PX SHERIFF'S DEPARTMENT		522.50					522.50
47274 06/07/2018 PX JUDGE CODY PARRISH	2,794.90	1,323.00					4,117.90
47275 06/07/2018 PX DISTRICT CLERK		5,111.00					5,111.00
47276 06/07/2018 PX JUDGE LARRY WILBURN		1,123.00					1,123.00
47277 06/07/2018 PX CONSTABLE ROBBY THORNTON		225.00					225.00
47278 06/07/2018 PX ENGINEERING	1,000.00	2,050.00					3,050.00
47279 06/07/2018 PX DISTRICT ATTORNEY		5,209.50					5,209.50
47280 06/08/2018 PX BOND SUPERVISION	530.00	120.00					650.00
47281 06/08/2018 PX DISTRICT CLERK		2,426.00					2,426.00
47282 06/08/2018 PX COUNTY CLERK		333.00					333.00
47283 06/08/2018 PX COUNTY CLERK		182.00					182.00
47284 06/08/2018 PX COMMISSIONER REAVES		1,070.00					1,070.00
47285 06/08/2018 PX COUNTY CLERK		2,961.00					2,961.00
47286 06/08/2018 PX COUNTY CLERK		2,706.10					2,706.10
47287 06/08/2018 PX COUNTY CLERK		1,037.10					1,037.10
47288 06/08/2018 PX COUNTY CLERK		4,759.25					4,759.25

RECEIPT REGISTER  
 RECEIPT DATES FROM 06/01/2018 TO 06/30/2018

RECEIPT NUMBER	DATE	STATUS	CASH/	CHECK/	MONEYORDER/	EFT/	OTHER/	/	RECEIPT AMOUNT
47289	06/08/2018	PX ENGINEERING	1,750.00	2,800.00					4,550.00
47290	06/08/2018	PX JUDGE HEBERT		3,499.10					3,499.10
47291	06/08/2018	PX TAX COLLECTOR				43,868.65			43,868.65
47292	06/08/2018	PX STATE COMPTROLLER-DIRECT DEPOSIT				223,831.00			223,831.00
47293	06/08/2018	PX RETIREE		50.40					50.40
47294	06/08/2018	PX TAX COLLECTOR				694.06			694.06
47295	06/08/2018	PX TAX COLLECTOR				731,118.37			731,118.37
47296	06/08/2018	PX STATE COMPTROLLER-DIRECT DEPOSIT				21,000.00			21,000.00
47297	06/08/2018	PX STATE COMPTROLLER-DIRECT DEPOSIT				5,050.00			5,050.00
47298	06/08/2018	PX TAX COLLECTOR				1,330.00			1,330.00
47299	06/08/2018	PX SSA TREASURER - DIRECT DEPOSIT				1,200.00			1,200.00
47300	06/08/2018	PX STATE COMPTROLLER-DIRECT DEPOSIT				302,518.34			302,518.34
47301	06/08/2018	PX SOUTH TEXAS ATM				79.50			79.50
47302	06/11/2018	PX JUDGE DAVIS	285.00	1,588.00					1,873.00
47303	06/11/2018	PX ENGINEERING	1,600.00	750.00					2,350.00
47304	06/11/2018	PX RETIREE	50.40						50.40
47305	06/11/2018	PX COUNTY CLERK	118.92						118.92
47306	06/11/2018	PX SHERIFF'S DEPARTMENT		1,101.31					1,101.31
47307	06/11/2018	PX LIBERTY-CHAMBERS COUNTIES CSCD		50,039.50					50,039.50

RECEIPT REGISTER  
 RECEIPT DATES FROM 06/01/2018 TO 06/30/2018

RECEIPT NUMBER DATE STATUS	CASH/	CHECK/	MONEYORDER/	EFT/	OTHER/	/	RECEIPT AMOUNT
47308 06/11/2018 PX COMMISSIONER BRUCE KARBOWSKI	881.00	27.00					908.00
47309 06/11/2018 PX LIBERTY-CHAMBERS COUNTIES CSCD		181.00					181.00
47310 06/11/2018 PX LIBERTY-CHAMBERS COUNTIES CSCD		6.11					6.11
47311 06/11/2018 PX COUNTY CLERK		902.00					902.00
47312 06/11/2018 PX COUNTY CLERK		128.00					128.00
47313 06/11/2018 PX COUNTY CLERK		313.00					313.00
47314 06/11/2018 PX JUDGE LARRY WILBURN		8,456.00					8,456.00
47315 06/11/2018 PX JUDGE WADE BROWN		3,432.90					3,432.90
47316 06/11/2018 PX JUDGE WADE BROWN		480.00					480.00
47317 06/11/2018 PX JUDGE WADE BROWN		976.00					976.00
47318 06/11/2018 PX JUDGE RALPH FULLER		4,003.10					4,003.10
47319 06/11/2018 PX SHERIFF'S DEPARTMENT		285.00					285.00
47320 06/11/2018 PX COMMISSIONER GREG ARTHUR	2,396.00	133.00					2,529.00
47321 06/11/2018 PX SHERIFF'S DEPARTMENT		150.00					150.00
47322 06/11/2018 PX RETIREE		24.16					24.16
47323 06/11/2018 PX SHERIFF'S DEPARTMENT		105.99					105.99
47324 06/11/2018 PX SHERIFF'S DEPARTMENT		120.00					120.00
47325 06/11/2018 PX TAX COLLECTOR		29,273.52					29,273.52
47326 06/11/2018 PX TAX COLLECTOR		64,790.00					64,790.00



RECEIPT REGISTER  
 RECEIPT DATES FROM 06/01/2018 TO 06/30/2018

RECEIPT NUMBER	DATE	STATUS	CASH/	CHECK/	MONEYORDER/	EFT/	OTHER/	/	RECEIPT AMOUNT
47327	06/12/2018	PX ENGINEERING	1,400.00	2,200.00					3,600.00
47328	06/12/2018	PX JUDGE CODY PARRISH	1,057.10	4,158.40					5,215.50
47329	06/12/2018	PX DISTRICT CLERK		7,346.00					7,346.00
47330	06/12/2018	PX DISTRICT CLERK		465.00					465.00
47331	06/13/2018	PX GOVDEALS INC		7.14					7.14
47332	06/13/2018	PX ENGINEERING	1,430.00	1,250.00					2,680.00
47333	06/13/2018	PX GENERAL FUNDS		507,394.52					507,394.52
47334	06/13/2018	PX GENERAL FUNDS		160,230.61					160,230.61
47335	06/13/2018	PX GENERAL FUNDS		238,347.28					238,347.28
47336	06/13/2018	PX GENERAL FUNDS		6,314.42					6,314.42
47337	06/13/2018	PX GENERAL FUNDS		4,823.98					4,823.98
47338	06/13/2018	PX DISTRICT CLERK		127.00					127.00
47339	06/13/2018	PX GENERAL FUNDS		100.00					100.00
47340	06/13/2018	PX SHERIFF'S DEPARTMENT	3,175.81						3,175.81
47341	06/13/2018	PX SHERIFF'S DEPARTMENT	2,127.00						2,127.00
47342	06/13/2018	PX COUNTY CLERK		432.20					432.20
47343	06/13/2018	PX COUNTY CLERK		2,406.00					2,406.00
47344	06/13/2018	PX CONSTABLE STEVE HUNTER PCT. 5		3,733.00					3,733.00
47345	06/13/2018	PX CONSTABLE STEVE HUNTER PCT. 5		75.00					75.00

RECEIPT REGISTER  
 RECEIPT DATES FROM 06/01/2018 TO 06/30/2018

RECEIPT NUMBER	DATE	STATUS	CASH/	CHECK/	MONEYORDER/	EFT/	OTHER/	/	RECEIPT AMOUNT
47346	06/13/2018	PX COUNTY CLERK		769.00					769.00
47347	06/13/2018	PX COUNTY CLERK		1,955.25					1,955.25
47348	06/13/2018	PX COUNTY CLERK		2,152.00					2,152.00
47349	06/13/2018	PX COUNTY CLERK		1,460.00					1,460.00
47350	06/13/2018	PX COUNTY CLERK		541.00					541.00
47351	06/13/2018	PX COUNTY CLERK		412.00					412.00
47352	06/13/2018	PX COUNTY CLERK		6,787.00					6,787.00
47353	06/13/2018	PX COUNTY CLERK		394.00					394.00
47354	06/13/2018	PX COUNTY CLERK		291.00					291.00
47355	06/13/2018	PX INDIGENT HEALTH CARE		123.75					123.75
47356	06/13/2018	PX COMMISSIONER GREG ARTHUR	425.00	1,138.00					1,563.00
47357	06/13/2018	PX COMMISSIONER GREG ARTHUR	198.67						198.67
47358	06/14/2018	PX LIBERTY-CHAMBERS COUNTIES CSCD		63,696.79					63,696.79
47359	06/14/2018	PX LIBERTY-CHAMBERS COUNTIES CSCD		2,261.00					2,261.00
47360	06/14/2018	PX ENGINEERING	600.00	2,223.00					2,823.00
47361	06/14/2018	PX DISTRICT CLERK		1,077.00					1,077.00
47362	06/14/2018	PX COUNTY CLERK		3,923.97					3,923.97
47363	06/14/2018	PX SHERIFF'S DEPARTMENT		1,711.50					1,711.50
47364	06/14/2018	PX COUNTY CLERK		887.10					887.10

RECEIPT REGISTER  
 RECEIPT DATES FROM 06/01/2018 TO 06/30/2018

RECEIPT NUMBER	DATE	STATUS	CASH/	CHECK/	MONEYORDER/	EFT/	OTHER/	/	RECEIPT AMOUNT
47365	06/14/2018	PX JUDGE CODY PARRISH	675.00	1,289.00					1,964.00
47366	06/15/2018	PX STATE COMPTROLLER-DIRECT DEPOSIT				158.40			158.40
47367	06/15/2018	PX STATE COMPTROLLER-DIRECT DEPOSIT				7,500.00			7,500.00
47368	06/15/2018	PX RETIREE		457.56					457.56
47369	06/15/2018	PX STATE COMPTROLLER-DIRECT DEPOSIT				23,877.00			23,877.00
47370	06/15/2018	PX STATE COMPTROLLER-DIRECT DEPOSIT				1,682.34			1,682.34
47371	06/15/2018	PX COUNTY ATTORNEY	2,300.00						2,300.00
47372	06/15/2018	PX DISTRICT ATTORNEY		2,188.62					2,188.62
47373	06/15/2018	PX BOND SUPERVISION		265.00					265.00
47374	06/15/2018	PX ENGINEERING	1,600.00	1,550.00					3,150.00
47375	06/15/2018	PX SHERIFF'S DEPARTMENT		15.00					15.00
47376	06/15/2018	PX SHERIFF'S DEPARTMENT		1,151.90					1,151.90
47377	06/15/2018	PX SHERIFF'S DEPARTMENT		8,459.67					8,459.67
47378	06/15/2018	PX JUDGE HEBERT		1,915.60					1,915.60
47379	06/15/2018	PX COUNTY CLERK		79.00					79.00
47380	06/15/2018	PX COUNTY CLERK		7,066.00					7,066.00
47381	06/15/2018	PX COUNTY CLERK		2,457.50					2,457.50
47382	06/15/2018	PX COUNTY CLERK		1,097.00					1,097.00
47383	06/15/2018	PX COUNTY CLERK		747.00					747.00

RECEIPT REGISTER  
 RECEIPT DATES FROM 06/01/2018 TO 06/30/2018

RECEIPT NUMBER	DATE	STATUS	CASH/	CHECK/	MONEYORDER/	EFT/	OTHER/	/	RECEIPT AMOUNT
47384	06/15/2018	PX JUDGE LARRY WILBURN		5,247.80					5,247.80
47385	06/15/2018	PX JUDGE LARRY WILBURN		8,208.80					8,208.80
47386	06/15/2018	PX JUDGE WADE BROWN		2,285.10					2,285.10
47387	06/18/2018	PX DISTRICT CLERK		4,827.25					4,827.25
47388	06/18/2018	PX DISTRICT CLERK		4,115.35					4,115.35
47389	06/18/2018	PX STATE COMPTROLLER-DIRECT DEPOSIT				54.50			54.50
47390	06/18/2018	PX COMMISSIONER BRUCE KARBOWSKI	561.00						559.00
47391	06/18/2018	PX COUNTY ATTORNEY		182.00					182.00
47392	06/18/2018	PX COUNTY ATTORNEY		156.00					156.00
47393	06/18/2018	PX ENGINEERING	800.00	650.00					1,450.00
47394	06/18/2018	PX COUNTY ATTORNEY		122.00					122.00
47395	06/18/2018	PX COUNTY ATTORNEY	100.00						100.00
47396	06/18/2018	PX COUNTY CLERK		4,191.72					4,191.72
47397	06/18/2018	PX COUNTY CLERK		2,805.19					2,805.19
47398	06/18/2018	PX COUNTY ATTORNEY	750.00						750.00
47399	06/18/2018	PX COUNTY CLERK		484.00					484.00
47400	06/18/2018	PX COUNTY CLERK		6,126.75					6,126.75
47401	06/18/2018	PX COUNTY CLERK		665.10					665.10
47402	06/18/2018	PX JUDGE WADE BROWN		1,160.00					1,160.00

RECEIPT REGISTER  
 RECEIPT DATES FROM 06/01/2018 TO 06/30/2018

RECEIPT NUMBER	DATE	STATUS	CASH/	CHECK/	MONEYORDER/	EFT/	OTHER/	/	RECEIPT AMOUNT
47403	06/18/2018	PX COMMISSIONER GREG ARTHUR	1,856.00						1,856.00
47404	06/18/2018	PX JUDGE RALPH FULLER		6,769.70					6,769.70
47405	06/19/2018	PX SHERIFF'S DEPARTMENT		90.00					90.00
47406	06/19/2018	PX SHERIFF'S DEPARTMENT		90.00					90.00
47407	06/19/2018	PX STATE COMPTROLLER-DIRECT DEPOSIT				379.26			379.26
47408	06/19/2018	PX STATE COMPTROLLER-DIRECT DEPOSIT				1,306.80			1,306.80
47409	06/19/2018	PX ENGINEERING	2,200.00	450.00					2,650.00
47410	06/19/2018	PX RETIREE		399.80					399.80
47411	06/19/2018	PX COUNTY CLERK		250.00					250.00
47412	06/19/2018	PX COUNTY CLERK		3,259.00					3,259.00
47413	06/19/2018	PX COUNTY CLERK		6,579.00					6,579.00
47414	06/19/2018	PX COUNTY CLERK		514.00					514.00
47415	06/19/2018	PX JUDGE CODY PARRISH	1,423.20	6,257.90					7,681.10
47416	06/19/2018	PX DISTRICT CLERK		2,491.00					2,491.00
47417	06/19/2018	PX DISTRICT CLERK	294.00						294.00
47418	06/19/2018	PX ENGINEERING		36,930.00					36,930.00
47419	06/20/2018	PX SHERIFF'S DEPARTMENT		1,850.00					1,850.00
47420	06/20/2018	PX COMMISSIONER BRUCE KARBOWSKI		112.50					112.50
47421	06/20/2018	PX DISTRICT CLERK		3,489.00					3,489.00

RECEIPT REGISTER  
 RECEIPT DATES FROM 06/01/2018 TO 06/30/2018

RECEIPT NUMBER	DATE	STATUS	CASH/	CHECK/	MONEYORDER/	EFT/	OTHER/	/	RECEIPT AMOUNT
47422	06/20/2018	PX JUDGE WADE BROWN		660.00					660.00
47423	06/20/2018	PX COMMISSIONER REAVES		270.00					270.00
47424	06/20/2018	PX ENGINEERING	500.00	3,775.00					4,275.00
47425	06/20/2018	PX TAC		24,692.63					24,692.63
47426	06/21/2018	PX SHERIFF'S DEPARTMENT		75.00					75.00
47427	06/21/2018	PX CONSTABLE JOSLIN		75.00					75.00
47428	06/21/2018	PX COUNTY CLERK		729.10					729.10
47429	06/21/2018	PX SHERIFF'S DEPARTMENT		210.00					210.00
47430	06/21/2018	PX COUNTY CLERK		5,036.35					5,036.35
47431	06/21/2018	PX CONSTABLE ROBBY THORNTON		75.00					75.00
47432	06/21/2018	PX JUDGE CODY PARRISH	202.10	465.00					667.10
47433	06/21/2018	PX DISTRICT CLERK		2,723.67					2,723.67
47434	06/21/2018	PX COUNTY CLERK		278.00					278.00
47435	06/21/2018	PX COUNTY CLERK		397.00					397.00
47436	06/21/2018	PX ENGINEERING	800.00	950.00					1,750.00
47437	06/21/2018	PX SHERIFF'S DEPARTMENT		633.00					633.00
47438	06/21/2018	PX SHERIFF'S DEPARTMENT		10.00					10.00
47439	06/22/2018	PX ENGINEERING	1,250.00	650.00					1,900.00
47440	06/22/2018	PX COUNTY ATTORNEY	900.00						900.00

RECEIPT REGISTER  
 RECEIPT DATES FROM 06/01/2018 TO 06/30/2018

RECEIPT NUMBER	DATE	STATUS	CASH/	CHECK/	MONEYORDER/	EFT/	OTHER/	/	RECEIPT AMOUNT
47441	06/22/2018	PX COUNTY CLERK		3,427.67					3,427.67
47442	06/22/2018	PX COUNTY CLERK		3,903.35					3,903.35
47443	06/22/2018	PX JUDGE HEBERT		2,612.60					2,612.60
47444	06/22/2018	PX DISTRICT ATTORNEY	500.00						500.00
47445	06/22/2018	PX RETIREE		1,174.91					1,174.91
47446	06/22/2018	PX COUNTY CLERK		216.10					216.10
47447	06/22/2018	PX JUDGE LARRY WILBURN		7,202.40					7,202.40
47448	06/22/2018	PX JUDGE WADE BROWN		694.00					694.00
47449	06/25/2018	PX DISTRICT ATTORNEY		14,500.00					14,500.00
47450	06/25/2018	PX COMMISSIONER BRUCE KARBOWSKI	623.00						623.00
47451	06/25/2018	PX JUDGE DAVIS	822.60	3,836.60					4,659.20
47452	06/25/2018	PX COUNTY JUDGE		500.00					500.00
47453	06/25/2018	PX ENGINEERING		2,322.50					2,322.50
47454	06/25/2018	PX ENGINEERING	2,750.00	1,500.00					4,250.00
47455	06/25/2018	PX COMMISSIONER GREG ARTHUR	1,649.50						1,649.50
47456	06/25/2018	PX COUNTY ATTORNEY		25.00					25.00
47457	06/25/2018	PX COUNTY ATTORNEY	300.00						300.00
47458	06/25/2018	PX COUNTY CLERK	1,670.00						1,670.00
47459	06/25/2018	PX COUNTY CLERK		327.00					327.00

RECEIPT REGISTER  
 RECEIPT DATES FROM 06/01/2018 TO 06/30/2018

RECEIPT NUMBER	DATE	STATUS	CASH/	CHECK/	MONEYORDER/	EFT/	OTHER/	/	RECEIPT AMOUNT
47460	06/25/2018	PX COUNTY CLERK		3,649.00					3,649.00
47461	06/25/2018	PX COUNTY CLERK		1,201.00					1,201.00
47462	06/25/2018	PX COUNTY CLERK		6,486.00					6,486.00
47463	06/25/2018	PX COUNTY CLERK		1,308.00					1,308.00
47464	06/25/2018	PX COUNTY CLERK		2,026.00					2,026.00
47465	06/25/2018	PX RETIREE	8.32						8.32
47466	06/25/2018	PX COUNTY CLERK		18.05					200.00
47467	06/25/2018	PX COUNTY CLERK		3,466.70					3,466.70
47468	06/25/2018	PX COUNTY CLERK		6,485.08					6,485.08
47469	06/25/2018	PX COUNTY CLERK		4,850.49					4,850.49
47470	06/25/2018	PX DISTRICT ATTORNEY		295.00					295.00
47471	06/25/2018	PX JUDGE LARRY WILBURN		3,175.70					3,175.70
47472	06/25/2018	PX JUDGE RALPH FULLER		5,488.60					5,488.60
47473	06/25/2018	PX DISTRICT CLERK		3,765.00					3,765.00
47474	06/25/2018	PX DISTRICT CLERK		3,880.00					3,880.00
47475	06/26/2018	PX COMMISSIONER BRUCE KARBOWSKI	425.00						425.00
47476	06/26/2018	PX COUNTY ATTORNEY	340.00						340.00
47477	06/26/2018	PX JUDGE CODY PARRISH	1,681.10	4,889.80					6,570.90
47478	06/26/2018	PX COUNTY CLERK		509.00					509.00



RECEIPT REGISTER  
 RECEIPT DATES FROM 06/01/2018 TO 06/30/2018

RECEIPT NUMBER	DATE	STATUS	CASH/	CHECK/	MONEYORDER/	EFT/	OTHER/	/	RECEIPT AMOUNT
47479	06/26/2018	PX COUNTY CLERK		2,499.00					2,499.00
47480	06/26/2018	PX COUNTY CLERK		100.00					100.00
47481	06/26/2018	PX COUNTY CLERK		7,536.00					7,536.00
47482	06/26/2018	PX COUNTY CLERK		683.00					683.00
47483	06/26/2018	PX COMMISSIONER REAVES		375.00					375.00
47484	06/26/2018	PX DISTRICT CLERK		4,610.00					4,610.00
47485	06/26/2018	PX TIFFANY SLANKARD		63.85					63.85
47486	06/26/2018	PX ENGINEERING	3,050.00	1,600.00					4,650.00
47487	06/26/2018	PX ENGINEERING		150.00					150.00
47488	06/27/2018	PX ENGINEERING	1,971.00	1,000.00					2,971.00
47489	06/27/2018	PX RETIREE		399.80					399.80
47490	06/27/2018	PX RETIREE		399.80					399.80
47491	06/27/2018	PX RETIREE		847.92	24.16				872.08
47492	06/27/2018	PX COUNTY CLERK		363.00					363.00
47493	06/27/2018	PX SHERIFF'S DEPARTMENT		315.00					315.00
47494	06/27/2018	PX GENERAL FUNDS		506,120.40					506,120.40
47495	06/27/2018	PX GENERAL FUNDS		159,479.62					159,479.62
47496	06/27/2018	PX GENERAL FUNDS		235,616.44					235,616.44
47497	06/27/2018	PX GENERAL FUNDS		6,397.75					6,397.75

RECEIPT REGISTER  
 RECEIPT DATES FROM 06/01/2018 TO 06/30/2018

RECEIPT NUMBER	DATE	STATUS	CASH/	CHECK/	MONEYORDER/	EFT/	OTHER/	/	RECEIPT AMOUNT
47498	06/27/2018	PX GENERAL FUNDS		4,449.48					4,449.48
47499	06/27/2018	PX GENERAL FUNDS		100.00					100.00
47500	06/27/2018	PX GENERAL FUNDS		8,278.77					8,278.77
47501	06/27/2018	PX GENERAL FUNDS		345,316.82					345,316.82
47502	06/27/2018	PX RETIREE		383.00					383.00
47503	06/27/2018	PX DISTRICT CLERK		1,210.00					1,210.00
47504	06/27/2018	PX STATE COMPTROLLER-DIRECT DEPOSIT				192.25			192.25
47505	06/28/2018	PX RETIREE		96.64					96.64
47506	06/28/2018	PX DISTRICT CLERK		1,528.00					1,528.00
47507	06/28/2018	PX COMMISSIONER GREG ARTHUR		955.40					955.40
47508	06/28/2018	PX COMMISSIONER GREG ARTHUR		184.00					184.00
47509	06/28/2018	PX CONSTABLE JOSLIN		75.00					75.00
47510	06/28/2018	PX COUNTY ATTORNEY	600.00						600.00
47511	06/28/2018	PX ENGINEERING	1,175.00	4,575.00					5,750.00
47512	06/28/2018	PX JOY PARKER		68.27					68.27
47513	06/28/2018	PX COUNTY CLERK		1,014.57					1,014.57
47514	06/28/2018	PX COUNTY CLERK		9,711.00					9,711.00
47515	06/28/2018	PX COUNTY CLERK		525.00					525.00
47516	06/28/2018	PX JUDGE WADE BROWN		3,089.10					3,089.10

RECEIPT REGISTER  
 RECEIPT DATES FROM 06/01/2018 TO 06/30/2018

RECEIPT NUMBER	DATE	STATUS	CASH/	CHECK/	MONEYORDER/	EFT/	OTHER/	/	RECEIPT AMOUNT
47517	06/28/2018	PX STATE COMPTROLLER-DIRECT DEPOSIT				27,000.00			27,000.00
47518	06/29/2018	PX RETIREE		685.83					685.83
47519	06/29/2018	PX UNIVERSITY OF TEXAS MEDICAL BRANC				2,500.00			2,500.00
47520	06/29/2018	PX RETIREE	24.16						24.16
47521	06/29/2018	PX TSA TREASUER 310				2,540.00			2,540.00
47522	06/29/2018	PX BOND SUPERVISION	300.00	200.00					500.00
47523	06/29/2018	PX RETIREE	24.16						24.16
47524	06/29/2018	PX ENGINEERING	1,875.00	852.00					2,727.00
47525	06/29/2018	PX TREAS 310				13,726.00			13,726.00
47526	06/29/2018	PX STATE COMPTROLLER		251.81					251.81
47527	06/29/2018	PX CIGNA HEALTH AND LIFE INSURANCE C		3,637.70					3,637.70
47528	06/29/2018	PX CIGNA HEALTH AND LIFE INSURANCE C		.02					0.02
47529	06/29/2018	PX RETIREE		399.80					399.80
47530	06/29/2018	PX SHERIFF'S DEPARTMENT		825.00					825.00
47531	06/29/2018	PX RETIREE			399.80				399.80
47532	06/29/2018	PX JUDGE HEBERT		3,644.10					3,644.10
47533	06/29/2018	PX STATE COMPTROLLER-DIRECT DEPOSIT				32,698.00			32,698.00
47534	06/29/2018	PX COUNTY CLERK		160.00					160.00
47535	06/29/2018	PX COUNTY CLERK		2,174.00					2,174.00

RECEIPT REGISTER  
 RECEIPT DATES FROM 06/01/2018 TO 06/30/2018

RECEIPT NUMBER	DATE	STATUS	CASH/	CHECK/	MONEYORDER/	EFT/	OTHER/	/	RECEIPT AMOUNT
47536	06/29/2018	PX TREAS 310				34,083.00			34,083.00
47537	06/29/2018	PX COUNTY CLERK		120.00					120.00
			CASH/	CHECK/	MONEYORDER/	EFT/	OTHER/	/	RECEIPT TOTAL
			73,747.58	2,955,605.19	525.88	1,550,786.11			4,580,844.71

TOTAL VOIDED RECEIPTS 0.00

STATUS CODE LEGEND  
 P = POSTED R = RECEIVABLE  
 V = VOID O = OUTSTANDING  
 X = MIXTURE OF R&O

## Section 5 – Leave Liability Report

FOR PAY PERIOD ENDING 08/25/2018

DEPT NUMBER	EMP#	EMPLOYEE NAME	--- SICK LEAVE ---		---- VACATION ----		--- COMP TIME ---		----- HOLIDAY -----		----- TOTALS -----	
			AVAIL	VALUE	AVAIL	VALUE	AVAIL	VALUE	AVAIL	VALUE	AVAIL	VALUE
010 400	00049	JOAN L BELT	476.00	10110.24	82.95	1761.86	.00	.00	.00	.00	558.95	11872.10
010 400	01285	DORION T BURCH	20.92	402.29	22.82	438.83	.00	.00	.00	.00	43.74	841.12
010 400	01435	DAVID L DOUGLAS	94.72	2732.67	50.76	1464.43	.00	.00	.00	.00	145.48	4197.10
010 400	00230	PAMELA R GRAVES	65.74	1080.77	74.78	1229.38	.00	.00	.00	.00	140.52	2310.15
010 400	01233	JAY H KNIGHT	.00	.00	.00	.00	.00	.00	.00	.00	.00	.00
010 400	00374	JENNY N MINTER	207.43	3640.40	62.00	1088.10	.00	.00	.00	.00	269.43	4728.50
010 400	00094	DEALAH F TAYLOR	251.51	5691.67	47.18	1067.68	.00	.00	.00	.00	298.69	6759.35
DEPARTMENT TOTALS			1116.32	23658.04	340.49	7050.28	.00	.00	.00	.00	1456.81	30708.32
010 401	00232	GREGORY F ARTHUR	.00	.00	.00	.00	.00	.00	.00	.00	.00	.00
010 401	01446	BRUCE W KARBOWSKI	.00	.00	.00	.00	.00	.00	.00	.00	.00	.00
010 401	01414	JAMES P REAVES	.00	.00	.00	.00	.00	.00	.00	.00	.00	.00
010 401	01131	LEON A WILSON	.00	.00	.00	.00	.00	.00	.00	.00	.00	.00
DEPARTMENT TOTALS			.00	.00	.00	.00	.00	.00	.00	.00	.00	.00
010 403	00061	MARY J CESSNA	399.22	6710.89	90.00	1512.90	.75	12.61	.00	.00	489.97	8236.40
010 403	00244	CONNIE M CHAPMAN	460.00	6780.40	90.00	1326.60	.00	.00	.00	.00	550.00	8107.00
010 403	00997	SHELBEIGH A CHESSON	5.74	84.03	7.99	116.97	.00	.00	.00	.00	13.73	201.00
010 403	00177	HOPE L CROSS	459.33	10394.64	67.62	1530.24	2.00	45.26	8.00	181.04	536.95	12151.18
010 403	01145	ADRIAN D DRIVER	204.63	2913.93	78.92	1123.82	.50	7.12	8.00	113.92	292.05	4158.79
010 403	00156	BRENDA S GRIFFIN	16.06	226.93	36.10	510.09	3.00	42.39	.00	.00	55.16	779.41
010 403	01276	CASSAUNDR A LEOPARD	27.94	411.84	74.48	1097.84	4.75	70.02	.00	.00	107.17	1579.70
010 403	01273	CLARIBET O MACIAS	.12	1.71	34.99	498.26	.25	3.56	.00	.00	35.36	503.53
010 403	00711	TANIA J MCGRATH	243.99	3540.29	49.45	717.52	.00	.00	.00	.00	293.44	4257.81
010 403	01080	SHONDA L RILEY	41.60	609.02	42.09	616.20	.58	8.49	.00	.00	84.27	1233.71
010 403	00092	DOYELLE J TURNER	23.79	350.66	26.35	388.40	4.75	70.02	.00	.00	54.89	809.08
010 403	00845	PAULETTE WILLIAMS	.00	.00	.00	.00	.00	.00	.00	.00	.00	.00
DEPARTMENT TOTALS			1882.42	32024.34	597.99	9438.84	16.58	259.47	16.00	294.96	2512.99	42017.61
010 405	01473	WELLONA M ROBERTSON	55.03	777.57	30.06	424.75	.00	.00	.00	.00	85.09	1202.32
010 405	00028	ROLONDRIA T WILLIAMS W	431.22	8611.46	56.94	1137.09	.00	.00	.00	.00	488.16	9748.55
DEPARTMENT TOTALS			486.25	9389.03	87.00	1561.84	.00	.00	.00	.00	573.25	10950.87
010 426	00065	THOMAS A CHAMBERS	.00	.00	.00	.00	.00	.00	.00	.00	.00	.00
010 426	00108	KENNETH G DAGLE	74.74	1820.67	42.78	1042.12	.00	.00	.00	.00	117.52	2862.79
010 426	00855	JAMIE M HUDSPETH	255.60	11133.94	110.67	4820.79	.00	.00	.00	.00	366.27	15954.73
010 426	00603	TIFFANY N SLANKARD	150.31	3670.57	62.85	1534.80	.00	.00	.00	.00	213.16	5205.37
DEPARTMENT TOTALS			480.65	16625.18	216.30	7397.71	.00	.00	.00	.00	696.95	24022.89
010 435	00846	MARK A MOREFIELD	.00	.00	.00	.00	.00	.00	.00	.00	.00	.00

FOR PAY PERIOD ENDING 08/25/2018

DEPT NUMBER	EMP#	EMPLOYEE NAME	--- SICK LEAVE ---		--- VACATION ---		--- COMP TIME ---		--- HOLIDAY ---		--- TOTALS ---	
			AVAIL	VALUE	AVAIL	VALUE	AVAIL	VALUE	AVAIL	VALUE	AVAIL	VALUE
010 435	01166	JOY E PARKER	59.91	1186.82	39.20	776.55	11.00	217.91	.00	.00	110.11	2181.28
010 435	00072	KIMBERLY M RODDEN	310.81	7571.33	104.00	2533.44	108.00	2630.88	.00	.00	522.81	12735.65
010 435	00240	CLIFTON V SMITH	427.97	18642.37	86.44	3765.33	60.75	2646.27	.00	.00	575.16	25053.97
010 435	00841	PEGGY S THRASHER	480.00	13689.60	98.01	2795.25	212.00	6046.24	.00	.00	790.01	22531.09
DEPARTMENT TOTALS			1278.69	41090.12	327.65	9870.57	391.75	11541.30	.00	.00	1998.09	62501.99
010 440	00335	ANNETTE D BALDWIN	309.38	7001.27	120.00	2715.60	.00	.00	.00	.00	429.38	9716.87
010 440	00194	CHAP B CAIN	.00	.00	.00	.00	.00	.00	.00	.00	.00	.00
010 440	00052	CHADWICK O ELMORE	320.04	8321.04	120.00	3120.00	.00	.00	.00	.00	440.04	11441.04
010 440	00305	JO A LEGER	480.00	17136.00	120.00	4284.00	.00	.00	.00	.00	600.00	21420.00
010 440	00899	LINDA R LEONARD	343.80	6628.46	120.00	2313.60	.00	.00	.00	.00	463.80	8942.06
DEPARTMENT TOTALS			1453.22	39086.77	480.00	12433.20	.00	.00	.00	.00	1933.22	51519.97
010 450	00185	DONNA G BROWN	.00	.00	.00	.00	.00	.00	.00	.00	.00	.00
010 450	00629	SHERI L CASKEY	.00	.00	.00	.00	.00	.00	.00	.00	.00	.00
010 450	01537	PEGGY R COOK	13.34	188.49	6.68	94.39	3.75	52.99	.00	.00	23.77	335.87
010 450	01513	WHITNEY R DECKERT	20.01	282.74	10.02	141.58	8.75	123.64	.00	.00	38.78	547.96
010 450	01532	ERIN V FREGIA	13.34	188.49	6.68	94.39	.00	.00	.00	.00	20.02	282.88
010 450	01291	DESTINY B HINTON	11.77	170.78	58.81	853.33	1.00	14.51	.00	.00	71.58	1038.62
010 450	00115	FRANCES G KESTER	367.25	7179.74	99.00	1935.45	159.75	3123.11	.00	.00	626.00	12238.30
010 450	00135	KATHY E KEY	13.55	194.98	20.09	289.10	9.25	133.11	.00	.00	42.89	617.19
010 450	00031	REBECCA L LEOPARD	225.61	5105.55	120.00	2715.60	171.75	3886.70	.00	.00	517.36	11707.85
010 450	01526	SHARICA S LEWIS	13.34	188.49	6.68	94.39	.00	.00	.00	.00	20.02	282.88
010 450	01455	SAVANNA B MCCLUSKY	24.69	351.59	23.38	332.93	12.50	178.00	.00	.00	60.57	862.52
010 450	01436	ANA G SALINAS	7.05	101.45	27.42	394.57	42.50	611.58	.00	.00	76.97	1107.60
010 450	00260	DOLORES G WILEY	168.60	2616.67	90.00	1396.80	43.50	675.12	.00	.00	302.10	4688.59
DEPARTMENT TOTALS			878.55	16568.97	468.76	8342.53	452.75	8798.76	.00	.00	1800.06	33710.26
010 455	00157	DARLA J DIAZ	464.00	8217.44	102.00	1806.42	.00	.00	.00	.00	566.00	10023.86
010 455	01053	STEPHEN E HEBERT	.00	.00	.00	.00	.00	.00	.00	.00	.00	.00
010 455	00704	HEATHER M MULLINS	.00	.00	.00	.00	.00	.00	.00	.00	.00	.00
DEPARTMENT TOTALS			464.00	8217.44	102.00	1806.42	.00	.00	.00	.00	566.00	10023.86
010 456	00129	RONNIE E DAVIS	.00	.00	.00	.00	.00	.00	.00	.00	.00	.00
010 456	00266	DEBRA A FANEROS	480.00	8380.80	2.00	34.92	.00	.00	.00	.00	482.00	8415.72
DEPARTMENT TOTALS			480.00	8380.80	2.00	34.92	.00	.00	.00	.00	482.00	8415.72
010 457	01516	JEANIA K CAMPBELL	.00	.00	.00	.00	.00	.00	.00	.00	.00	.00
010 457	01249	JESSICA M HARWELL	20.01	307.75	10.02	154.11	.00	.00	.00	.00	30.03	461.86

FOR PAY PERIOD ENDING 08/25/2018

DEPT NUMBER	EMP#	EMPLOYEE NAME	--- SICK AVAIL	LEAVE VALUE	--- VACATION AVAIL	--- VALUE	--- COMP AVAIL	TIME VALUE	--- HOLIDAY AVAIL	--- VALUE	--- TOTALS AVAIL	--- VALUE	
010	457	00634	JENNIFER R HAZLETT	405.05	7173.44	85.80	1519.52	.00	.00	.00	.00	490.85	8692.96
010	457	00098	CODY J PARRISH	.00	.00	.00	.00	.00	.00	.00	.00	.00	.00
DEPARTMENT TOTALS			425.06	7481.19	95.82	1673.63	.00	.00	.00	.00	.00	520.88	9154.82
010	458	01312	TINA G KENNEDY	.00	.00	.00	.00	.00	.00	.00	.00	.00	.00
010	458	00245	DONNA R LOWERY	1.51	25.99	.00	.00	.00	.00	.00	1.51	25.99	
010	458	01240	TAMMY K MANUEL	74.10	1218.95	19.64	323.08	.00	.00	.00	93.74	1542.03	
010	458	01235	LARRY R WILBURN	.00	.00	.00	.00	.00	.00	.00	.00	.00	.00
DEPARTMENT TOTALS			75.61	1244.94	19.64	323.08	.00	.00	.00	.00	95.25	1568.02	
010	459	00330	LYNN D ALLEN	480.00	8500.80	120.00	2125.20	.00	.00	.00	600.00	10626.00	
010	459	00836	WADE N BROWN	.00	.00	.00	.00	.00	.00	.00	.00	.00	.00
010	459	00904	HANAH C MCADAMS	377.53	6210.37	116.01	1908.36	.00	.00	.00	493.54	8118.73	
DEPARTMENT TOTALS			857.53	14711.17	236.01	4033.56	.00	.00	.00	.00	1093.54	18744.73	
010	460	01289	DANIELA P ANDRADE	166.78	2743.53	72.82	1197.89	.00	.00	.00	239.60	3941.42	
010	460	00241	RALPH D FULLER	.00	.00	.00	.00	.00	.00	.00	.00	.00	.00
010	460	00151	JOHNNIE M HARNESS	480.00	8260.80	108.00	1858.68	15.00	258.15	.00	603.00	10377.63	
DEPARTMENT TOTALS			646.78	11004.33	180.82	3056.57	15.00	258.15	.00	.00	842.60	14319.05	
010	475	01540	KEVIN G BARNES	13.34	437.82	6.68	219.24	.00	.00	.00	20.02	657.06	
010	475	01454	LAURIE A DUGDALE	47.71	932.73	46.75	913.96	100.25	1959.89	.00	194.71	3806.58	
010	475	01527	HEATHER B ELLIS	13.34	201.97	6.68	101.14	.00	.00	.00	20.02	303.11	
010	475	01041	STACI KEENE	6.76	114.18	30.30	511.77	8.00	135.12	.00	45.06	761.07	
010	475	01481	JACOB J LADWIG	34.03	718.03	30.06	634.27	31.25	659.38	.00	95.34	2011.68	
010	475	01255	KATHRINE B MCCARTY	60.80	2255.68	114.17	4235.71	.00	.00	.00	174.97	6491.39	
010	475	01356	PATRICIA A MCLELLAND	12.58	215.12	57.29	979.66	1.00	17.10	.00	70.87	1211.88	
010	475	01060	MATTHEW C POSTON	.00	.00	.00	.00	.00	.00	.00	.00	.00	.00
010	475	01093	BESSIE N SEWELL	53.36	844.69	57.58	911.49	4.50	71.24	.00	115.44	1827.42	
010	475	00604	GABRIELA WHEELER	20.03	334.10	22.16	369.63	10.00	166.80	.00	52.19	870.53	
DEPARTMENT TOTALS			261.95	6054.32	371.67	8876.87	155.00	3009.53	.00	.00	788.62	17940.72	
010	476	00315	TABITHA L DYSON	11.94	213.13	59.00	1053.15	4.00	71.40	8.00	142.80	82.94	1480.48
010	476	00198	RAGIS A FONTENOT JR	480.00	21302.40	103.50	4593.33	.00	.00	8.00	355.04	591.50	26250.77
010	476	01353	PRESTON K HOFFPAUIR	56.08	2488.83	32.79	1455.22	.00	.00	8.00	355.04	96.87	4299.09
010	476	00228	TERRI L HUGHES	452.66	9311.22	93.04	1913.83	16.50	339.41	8.00	164.56	570.20	11729.02
010	476	01352	ALLISON R JONES	73.08	1210.94	64.12	1062.47	30.75	509.53	8.00	132.56	175.95	2915.50
010	476	01230	PAUL N LOWREY	221.48	4617.86	120.00	2502.00	144.75	3018.04	8.00	166.80	494.23	10304.70
010	476	00080	CATHY L MCCLUSKY	480.00	9556.80	114.00	2269.74	165.00	3285.15	8.00	159.28	767.00	15270.97



FOR PAY PERIOD ENDING 08/25/2018

DEPT NUMBER	EMP#	EMPLOYEE NAME	--- SICK LEAVE ---		--- VACATION ---		--- COMP TIME ---		--- HOLIDAY ---		--- TOTALS ---		
			AVAIL	VALUE	AVAIL	VALUE	AVAIL	VALUE	AVAIL	VALUE	AVAIL	VALUE	
010	476	00087	KIMBERLY D MEADOWS	23.05	548.36	120.00	2854.80	87.25	2075.68	8.00	190.32	238.30	5669.16
010	476	01512	GEORGINA MONTES	20.01	282.74	10.02	141.58	42.50	600.53	.00	.00	72.53	1024.85
010	476	00356	IVAN G PEARCE	456.37	11660.25	116.00	2963.80	34.00	868.70	8.00	204.40	614.37	15697.15
010	476	00847	LOGAN E PICKETT	.00	.00	.00	.00	.00	.00	.00	.00	.00	.00
010	476	01364	TAMI C PIERCE	140.07	6216.31	36.11	1602.56	.00	.00	8.00	355.04	184.18	8173.91
010	476	00113	CHRISTINE V TAYLOR	368.82	8073.47	120.00	2626.80	119.25	2610.38	8.00	175.12	616.07	13485.77
010	476	01137	STEPHEN C TAYLOR	302.85	15321.18	120.00	6070.80	.00	.00	8.00	404.72	430.85	21796.70
010	476	00378	RUTH A TURNBOUGH	6.78	103.94	30.06	460.82	13.25	203.12	8.00	122.64	58.09	890.52
010	476	00342	ASHLEY L ULKIE	350.68	5810.77	67.35	1115.99	61.00	1010.77	8.00	132.56	487.03	8070.09
010	476	00182	JOE W WARREN	69.29	3075.09	88.00	3905.44	.00	.00	8.00	355.04	165.29	7335.57
DEPARTMENT TOTALS			3513.16	99793.29	1293.99	36592.33	718.25	14592.71	120.00	3415.92	5645.40	154394.25	
010	495	00224	DARLENE ALFORD	379.98	7671.80	39.64	800.33	.00	.00	.00	.00	419.62	8472.13
010	495	01005	TERRI O DRYDEN	109.86	1943.42	75.26	1331.35	.00	.00	.00	.00	185.12	3274.77
010	495	01157	ALONZO D GOTT	20.01	1127.76	20.01	1127.76	.00	.00	.00	.00	40.02	2255.52
010	495	01336	ANGELA C MASELLI	85.59	3291.79	67.63	2601.05	.00	.00	.00	.00	153.22	5892.84
010	495	00385	NATALIE J ROPER	417.14	8230.17	70.37	1388.40	15.50	305.82	13.00	256.49	516.01	10180.88
010	495	00063	HAROLD R SEAY	.00	.00	.00	.00	.00	.00	.00	.00	.00	.00
DEPARTMENT TOTALS			1012.58	22264.94	272.91	7248.89	15.50	305.82	13.00	256.49	1313.99	30076.14	
010	497	01431	MARY K BARRIER	33.72	518.61	70.09	1077.98	4.50	69.21	.00	.00	108.31	1665.80
010	497	00084	KIMBERLY A HARRIS	.00	.00	.00	.00	.00	.00	.00	.00	.00	.00
010	497	00068	DEBRA K MIZE	327.82	7418.57	102.00	2308.26	26.50	599.70	14.00	316.82	470.32	10643.35
010	497	00248	LISA A TWARDOWSKI	480.00	10862.40	120.00	2715.60	13.75	311.16	21.00	475.23	634.75	14364.39
DEPARTMENT TOTALS			841.54	18799.58	292.09	6101.84	44.75	980.07	35.00	792.05	1213.38	26673.54	
010	499	01275	AMANDA J BAKER	33.62	475.05	.41	5.79	.00	.00	.00	.00	34.03	480.84
010	499	00881	RICHARD L BROWN	.00	.00	.00	.00	.00	.00	.00	.00	.00	.00
010	499	01144	CHRISTY L CHAMBERLAIN	14.83	209.55	24.12	340.82	.00	.00	.00	.00	38.95	550.37
010	499	00931	COURTNEY S DANIEL	6.52	112.47	14.31	246.85	.75	12.94	.00	.00	21.58	372.26
010	499	00166	BRANDI D DRYDEN	2.52	35.61	20.04	283.17	.00	.00	.00	.00	22.56	318.78
010	499	00171	BETTY J EDWARDS	264.12	3732.02	44.48	628.50	.00	.00	.00	.00	308.60	4360.52
010	499	01284	SARA L FORE	5.70	80.54	.07	.99	.00	.00	.00	.00	5.77	81.53
010	499	01271	KRISTINA A KING	154.54	2183.65	63.33	894.85	.00	.00	.00	.00	217.87	3078.50
010	499	01292	ANNETTE M LAVIENE	106.11	1499.33	46.65	659.16	.00	.00	.00	.00	152.76	2158.49
010	499	01111	MABLE E MCKNIGHT	1.97	27.84	.57	8.05	.00	.00	.00	.00	1.40	19.79
010	499	00905	DELORES A MOORE	10.40	162.34	69.53	1085.36	.50	7.81	8.00	124.88	88.43	1380.39
010	499	01305	PHYLLIS R RICHARDSON	86.69	1224.93	56.48	798.06	.00	.00	.00	.00	143.17	2022.99
010	499	00060	JO A SMITH	472.00	10681.36	78.43	1774.87	.00	.00	.00	.00	550.43	12456.23
010	499	01279	KIMBERLY A WILBANKS	.00	.00	.00	.00	.00	.00	.00	.00	.00	.00
010	499	00996	CHRISSEY L WILEY	.08	1.42	.11	1.95	.00	.00	.00	.00	.19	3.37
DEPARTMENT TOTALS			1155.16	20370.43	418.53	6728.42	1.25	20.75	8.00	124.88	1582.94	27244.48	
010	510	00363	DEANNA L COLVIN	60.87	843.66	108.00	1496.88	18.75	259.88	.00	.00	187.62	2600.42

FOR PAY PERIOD ENDING 08/25/2018

DEPT NUMBER	EMP#	EMPLOYEE NAME	--- SICK LEAVE ---		--- VACATION ---		--- COMP TIME ---		--- HOLIDAY ---		--- TOTALS ---		
			AVAIL	VALUE	AVAIL	VALUE	AVAIL	VALUE	AVAIL	VALUE	AVAIL	VALUE	
010	510	00992	REBECCA A CORDER	258.16	3536.79	110.76	1517.41	63.00	863.10	.00	.00	431.92	5917.30
010	510	00243	BENNIE E JACKSON	351.15	6682.38	118.00	2245.54	240.00	4567.20	.00	.00	709.15	13495.12
010	510	01071	DAVID K MEADOWS	12.68	253.35	32.26	644.55	56.00	1118.88	.00	.00	100.94	2016.78
010	510	00037	BRENDA G PECKINPAUGH	6.90	94.53	19.84	271.81	14.25	195.23	.00	.00	40.99	561.57
010	510	01462	CAROL M SCOTT	27.70	399.43	33.40	481.63	18.75	270.38	.00	.00	79.85	1151.44
010	510	00848	LISA A SMITH	7.52	103.02	52.06	713.22	50.25	688.43	.00	.00	109.83	1504.67
			DEPARTMENT TOTALS	724.98	11913.16	474.32	7371.04	461.00	7963.10	.00	.00	1660.30	27247.30
010	543	01413	WILLIAM E HERGEMUELLER	53.36	753.98	53.36	753.98	.00	.00	.00	.00	106.72	1507.96
			DEPARTMENT TOTALS	53.36	753.98	53.36	753.98	.00	.00	.00	.00	106.72	1507.96
010	550	01044	JUSTIN B JOHNSTON	.00	.00	.00	.00	.00	.00	.00	.00	.00	.00
010	550	01362	ELIZABETH A POLASEK	31.74	628.77	26.78	530.51	1.00	19.81	3.50	69.34	63.02	1248.43
010	550	01478	TIFFINY T TUCKER	.00	.00	.00	.00	.00	.00	.00	.00	.00	.00
			DEPARTMENT TOTALS	31.74	628.77	26.78	530.51	1.00	19.81	3.50	69.34	63.02	1248.43
010	551	00197	DAVID N ALLISON	6.67	132.13	3.34	66.17	.00	.00	.00	.00	10.01	198.30
010	551	01241	GEORGE D DANIELS JR	7.81	154.72	108.38	2147.01	.00	.00	11.25	222.86	127.44	2524.59
010	551	00180	CHRIS R DRYER	18.34	363.32	98.40	1949.30	.00	.00	10.00	198.10	126.74	2510.72
010	551	00277	LESLIE A HULSEY	.00	.00	.00	.00	.00	.00	.00	.00	.00	.00
010	551	00200	CHAD C LANGDON	130.13	2577.88	106.69	2113.53	.00	.00	.00	.00	236.82	4691.41
010	551	01422	JOHN G TUCKER	126.73	2510.52	86.77	1718.91	.00	.00	54.50	1079.65	268.00	5309.08
010	551	00093	DONNA M WALLACE	201.57	3051.77	110.00	1665.40	33.00	499.62	20.00	302.80	364.57	5519.59
			DEPARTMENT TOTALS	491.25	8790.34	513.58	9660.32	33.00	499.62	95.75	1803.41	1133.58	20753.69
010	552	00124	HUGH P BISHOP	253.79	5027.58	99.51	1971.29	.00	.00	.00	.00	353.30	6998.87
010	552	01545	TAMARA R BISHOP	.00	.00	.00	.00	.00	.00	.00	.00	.00	.00
010	552	00664	MARK A DAVISON	.00	.00	.00	.00	.00	.00	.00	.00	.00	.00
010	552	01112	BENITO A PEREZ JR	184.28	3880.94	13.36	281.36	.00	.00	.00	.00	197.64	4162.30
			DEPARTMENT TOTALS	438.07	8908.52	112.87	2252.65	.00	.00	.00	.00	550.94	11161.17
010	553	00701	LINELL O BEALS	144.78	2868.09	86.82	1719.90	72.50	1436.23	74.00	1465.94	378.10	7490.16
010	553	01320	JUDY E COMPTON	.00	.00	.00	.00	.00	.00	.00	.00	.00	.00
010	553	01105	ROBERT L CROFT	39.86	789.63	55.45	1098.46	.00	.00	.00	.00	95.31	1888.09
010	553	01480	CHARLES D LAWRENCE	.00	.00	.00	.00	.00	.00	.00	.00	.00	.00
010	553	01051	ROBERT E THORNTON JR	.00	.00	.00	.00	.00	.00	.00	.00	.00	.00
			DEPARTMENT TOTALS	184.64	3657.72	142.27	2818.36	72.50	1436.23	74.00	1465.94	473.41	9378.25
010	554	00372	BRIAN D BORTZ	472.00	9350.32	73.37	1453.46	.00	.00	.00	.00	545.37	10803.78

FOR PAY PERIOD ENDING 08/25/2018

DEPT NUMBER	EMP#	EMPLOYEE NAME	--- SICK LEAVE ---		--- VACATION ---		--- COMP TIME ---		--- HOLIDAY ---		--- TOTALS ---		
			AVAIL	VALUE	AVAIL	VALUE	AVAIL	VALUE	AVAIL	VALUE	AVAIL	VALUE	
010	554	01116	JAMES W GARDINER	210.86	4177.14	80.00	1584.80	.00	.00	.00	.00	290.86	5761.94
010	554	00690	STEVE D HUNTER	.00	.00	.00	.00	.00	.00	.00	.00	.00	.00
010	554	01474	LACI M PIERCE	.00	.00	.00	.00	.00	.00	.00	.00	.00	.00
010	554	01506	PATIENCE M SIZEMORE	.00	.00	.00	.00	.00	.00	.00	.00	.00	.00
DEPARTMENT TOTALS			682.86	13527.46	153.37	3038.26	.00	.00	.00	.00	836.23	16565.72	
010	555	00364	MARITZA C ALEXANDER	11.35	224.84	16.70	330.83	.00	.00	.00	.00	28.05	555.67
010	555	00039	LARRY G ALLEN	301.51	5972.91	120.00	2377.20	26.50	524.97	9.00	178.29	457.01	9053.37
010	555	00048	JAMES M COOPER JR	.00	.00	.00	.00	.00	.00	.00	.00	.00	.00
010	555	00607	PATRICIA A DESPAIN	57.19	865.86	10.75	162.76	.00	.00	10.00	151.40	77.94	1180.02
010	555	01058	JOHN E JOSLIN	.00	.00	.00	.00	.00	.00	.00	.00	.00	.00
DEPARTMENT TOTALS			370.05	7063.61	147.45	2870.79	26.50	524.97	19.00	329.69	563.00	10789.06	
010	560	01083	RUBEN ARELLANO	451.35	9690.48	82.44	1769.99	311.50	6687.91	551.75	11846.07	1397.04	29994.45
010	560	00021	JEFFREY A ASHWORTH	10.07	229.90	86.61	1977.31	17.25	393.82	4.75	108.44	118.68	2709.47
010	560	00055	BRETT Y AUDILET	480.00	10958.40	120.00	2739.60	317.50	7248.53	360.25	8224.51	1277.75	29171.04
010	560	01426	DANIELLE M BARRY	85.39	1833.32	37.43	803.62	120.00	2576.40	16.75	359.62	259.57	5572.96
010	560	01302	CHRISTAN N BAULD	77.77	1669.72	92.69	1990.05	204.25	4385.25	170.75	3666.00	545.46	11711.02
010	560	01170	TAMMY R BEAM	194.48	2944.43	38.95	589.70	177.50	2687.35	126.00	1907.64	536.93	8129.12
010	560	01464	KELBY E BEAN	66.70	1432.05	33.40	717.10	74.25	1594.15	154.25	3311.75	328.60	7055.05
010	560	00264	GORDON R BEAN	471.99	10133.63	86.00	1846.42	283.25	6081.38	145.75	3129.25	986.99	21190.68
010	560	01073	JOHN W BENNETT	456.93	9810.29	97.34	2089.89	278.00	5968.66	532.50	11432.78	1364.77	29301.62
010	560	00172	BONNIE BISHOP	87.12	1319.00	120.00	1816.80	209.50	3171.83	384.25	5817.55	800.87	12125.18
010	560	00292	LINDA L BLOOMINGDALE	239.53	5142.71	111.14	2386.18	1.25	26.84	80.25	1722.97	432.17	9278.70
010	560	01299	SHELBY C BONIN	.00	.00	.00	.00	.00	.00	.00	.00	.00	.00
010	560	00027	PEGGY L BOURGEOIS	30.75	465.56	51.50	779.71	17.00	257.38	1.50	22.71	100.75	1525.36
010	560	01451	GARY L BOWERS	86.71	1861.66	46.75	1003.72	106.00	2275.82	36.75	789.02	276.21	5930.22
010	560	01300	MALINA A BRACK	46.10	697.95	64.68	979.26	41.00	620.74	69.50	1052.23	221.28	3350.18
010	560	01429	TONIETTE M BROWN	80.04	1211.81	40.08	606.81	170.00	2573.80	98.75	1495.08	388.87	5887.50
010	560	00828	LUCERO CASTRO	218.87	4699.14	89.07	1912.33	53.50	1148.65	86.00	1846.42	447.44	9606.54
010	560	01418	RYAN W CAVANAUGH	126.73	2720.89	86.77	1862.95	294.75	6328.28	116.50	2501.26	624.75	13413.38
010	560	01541	JOSHUA L CAVANAUGH	.00	.00	.00	.00	.00	.00	.00	.00	.00	.00
010	560	00079	LINDA L CHAPMAN	68.10	1031.03	75.64	1145.19	15.00	227.10	.00	.00	158.74	2403.32
010	560	01427	THOMAS G COLDWELL II	113.39	2434.48	73.43	1576.54	235.00	5045.45	152.75	3279.54	574.57	12336.01
010	560	01520	JANET M COLEMAN	20.01	429.61	10.02	215.13	18.25	391.83	24.00	515.28	72.28	1551.85
010	560	01052	JOSHUA D CUMMINS	368.01	7901.17	37.84	812.42	270.00	5796.90	488.00	10477.36	1163.85	24987.85
010	560	01238	TARA G DAGLE	6.91	104.62	6.91	104.62	5.25	79.49	.00	.00	19.07	288.73
010	560	01452	CHARLES C DAIGLE	86.71	1861.66	50.08	1075.22	166.75	3580.12	131.50	2823.31	435.04	9340.31
010	560	01077	AMBER J DAVILA	30.85	467.07	35.59	538.83	41.75	632.10	10.50	158.97	118.69	1796.97
010	560	00211	KEN T DEFOOR	.00	.00	.00	.00	.00	.00	.00	.00	.00	.00
010	560	00012	MICHELLE O DESHOTEL	400.62	9146.15	64.75	1478.24	240.75	5496.32	188.75	4309.16	894.87	20429.87
010	560	01239	EMALEE C DIEHL	48.33	731.72	96.00	1453.44	191.75	2903.10	191.75	2903.10	527.83	7991.36
010	560	00337	ROBERT R DUNN	480.00	10958.40	118.00	2693.94	298.50	6814.76	990.75	22618.82	1887.25	43085.92
010	560	01301	SHELLY A EDWARDS	220.11	4875.44	120.00	2658.00	435.50	9646.33	374.25	8289.64	1149.86	25469.41
010	560	00128	MARK D ELLINGTON	480.00	11548.80	104.00	2502.24	.00	.00	.00	.00	584.00	14051.04



FOR PAY PERIOD ENDING 08/25/2018

DEPT NUMBER	EMP#	EMPLOYEE NAME	--- SICK LEAVE ---		--- VACATION ---		--- COMP TIME ---		--- HOLIDAY ---		--- TOTALS ---	
			AVAIL	VALUE	AVAIL	VALUE	AVAIL	VALUE	AVAIL	VALUE	AVAIL	VALUE
010 560	00361	KEVIN L THEISS	480.00	10632.00	108.00	2392.20	324.00	7176.60	290.00	6423.50	1202.00	26624.30
010 560	00362	CHRISTOPHER L UNGLES	348.27	7951.00	60.00	1369.80	333.00	7602.39	899.00	20524.17	1640.27	37447.36
010 560	01471	WILLARD K UNGLES JR	60.03	1288.84	30.06	645.39	63.75	1368.71	141.00	3027.27	294.84	6330.21
010 560	00213	SHERRY E WALTON	480.00	7876.80	90.00	1476.90	240.00	3938.40	889.75	14600.80	1699.75	27892.90
010 560	01048	CHARLES D WERNER	281.06	6225.48	120.00	2658.00	261.75	5797.76	277.75	6152.16	940.56	20833.40
010 560	00102	ROYCE L WHEELER	.00	.00	.00	.00	.00	.00	.00	.00	.00	.00
010 560	01267	RICHARD E WHITTEN	103.04	2212.27	93.61	2009.81	145.50	3123.89	.00	.00	342.15	7345.97
010 560	01487	ALEXIS L WILLIAMS	36.02	545.34	20.04	303.41	102.25	1548.07	68.00	1029.52	226.31	3426.34
010 560	01253	HOLLY K WILSON	187.47	2838.30	110.01	1665.55	115.50	1748.67	5.00	75.70	417.98	6328.22
010 560	00893	RABONNA L YOUNG	50.70	767.60	33.40	505.68	174.25	2638.15	120.00	1816.80	378.35	5728.23
010 560	01098	PAUL A YOUNG JR	407.36	9300.03	120.00	2739.60	479.50	10946.99	555.00	12670.65	1561.86	35657.27
DEPARTMENT TOTALS			16570.07	350927.37	5939.04	122516.81	13611.00	284790.97	16986.25	357393.51	53106.36	1115628.66
010 570	00023	MARTHA E CALDWELL	216.86	3025.20	112.00	1562.40	.00	.00	.00	.00	328.86	4587.60
010 570	00196	DANELLA S MCCARTY	323.30	6585.62	75.44	1536.71	6.00	122.22	.00	.00	404.74	8244.55
010 570	00111	KELLY S SEMIEN	401.30	8985.11	65.00	1455.35	4.00	89.56	.00	.00	470.30	10530.02
010 570	00884	LUCILA M TREVIZO	297.45	4202.97	7.65	108.09	.00	.00	.00	.00	305.10	4311.06
DEPARTMENT TOTALS			1238.91	22798.90	260.09	4662.55	10.00	211.78	.00	.00	1509.00	27673.23
010 581	00147	CRISTA M BEASLEY	480.00	11548.80	118.00	2839.08	.00	.00	.00	.00	598.00	14387.88
010 581	00140	JAMES L CARSON	480.00	10219.20	112.00	2384.48	.00	.00	.00	.00	592.00	12603.68
DEPARTMENT TOTALS			960.00	21768.00	230.00	5223.56	.00	.00	.00	.00	1190.00	26991.56
010 582	00906	BRENDA M FAIRCHILD	74.63	1761.27	42.68	1007.25	18.50	436.60	.00	.00	135.81	3205.12
DEPARTMENT TOTALS			74.63	1761.27	42.68	1007.25	18.50	436.60	.00	.00	135.81	3205.12
010 622	01450	LESLIE D GOMEZ	9.38	153.36	13.42	219.42	19.75	322.91	.00	.00	42.55	695.69
010 622	01491	STEPHANIE M GROSS	30.69	501.78	23.38	382.26	12.25	200.29	.00	.00	66.32	1084.33
010 622	01155	RAQUEL LULE	37.78	533.83	86.82	1226.77	7.50	105.98	.00	.00	132.10	1866.58
010 622	01461	FRED MAJORS JR	12.20	199.47	33.40	546.09	12.00	196.20	.00	.00	57.60	941.76
010 622	00694	JENNIFER L PURNELL	136.89	2249.10	80.00	1314.40	32.50	533.98	2.00	32.86	251.39	4130.34
010 622	01448	MARIA M VENEGAS	.00	.00	.00	.00	.00	.00	.00	.00	.00	.00
DEPARTMENT TOTALS			226.94	3637.54	237.02	3688.94	84.00	1359.36	2.00	32.86	549.96	8718.70
010 646	01246	MICHELLE R CONNER	73.45	1203.85	92.01	1508.04	.00	.00	.00	.00	165.46	2711.89
010 646	00628	JACQUELINE L GEISLEMAN	339.01	5556.37	92.01	1508.04	.00	.00	.00	.00	431.02	7064.41
010 646	00659	PENNY P MCMILLEN	62.83	1482.79	62.87	1483.73	.00	.00	.00	.00	125.70	2966.52
DEPARTMENT TOTALS			475.29	8243.01	246.89	4499.81	.00	.00	.00	.00	722.18	12742.82
010 660	00675	DEBORAH K MCGINNIS-PAI	480.00	10176.00	120.00	2544.00	108.50	2300.20	.00	.00	708.50	15020.20

VACATION AND SICK LEAVE LIABILITY REPORT FOR LIBERTY COUNTY

FOR PAY PERIOD ENDING 08/25/2018

DEPT NUMBER	EMP#	EMPLOYEE NAME	--- SICK LEAVE ---		---- VACATION ----		---- COMP TIME ----		---- HOLIDAY ----		----- TOTALS -----		
			AVAIL	VALUE	AVAIL	VALUE	AVAIL	VALUE	AVAIL	VALUE	AVAIL	VALUE	
DEPARTMENT TOTALS			480.00	10176.00	120.00	2544.00	108.50	2300.20	.00	.00	708.50	15020.20	
010	665	01311	AMANDA D BROOKS	46.69	706.89	46.69	706.89	.00	.00	.00	.00	93.38	1413.78
010	665	00004	ALEXIS N CORDOVA	.00	.00	.00	.00	.00	.00	.00	.00	.00	.00
010	665	01283	WILLIAM R FLORA	.00	.00	.00	.00	.00	.00	.00	.00	.00	.00
010	665	01507	DAWN M MARQUIS	.00	.00	.00	.00	.00	.00	.00	.00	.00	.00
010	665	00146	ANDLE A MAYON	40.02	575.89	20.04	288.38	.00	.00	.00	.00	60.06	864.27
010	665	00275	JO L REYNOLDS	480.00	6907.20	120.00	1726.80	137.00	1971.43	16.00	230.24	753.00	10835.67
DEPARTMENT TOTALS			566.71	8189.98	186.73	2722.07	137.00	1971.43	16.00	230.24	906.44	13113.72	
FUND TOTALS			40878.97	879510.51	14690.12	308732.40	16373.83	341280.63	17388.50	366209.29	89331.42	1895732.83	

FOR PAY PERIOD ENDING 08/25/2018

DEPT NUMBER	EMP#	EMPLOYEE NAME	--- SICK LEAVE --- AVAIL VALUE	--- VACATION --- AVAIL VALUE	--- COMP TIME --- AVAIL VALUE	--- HOLIDAY --- AVAIL VALUE	--- TOTALS --- AVAIL VALUE
DEPARTMENT TOTALS			.00 .00	.00 .00	.00 .00	.00 .00	.00 .00
015 612	01493	ROBERT E ALDRICH	23.69 461.96	23.38 455.91	7.50 146.25	30.00 585.00	84.57 1649.12
015 612	01489	JAMEY R GOSS	33.69 656.96	23.38 455.91	19.25 375.38	30.00 585.00	106.32 2073.25
015 612	00346	RANDY L HUMBER	464.66 11807.01	110.00 2795.10	260.00 6606.60	30.00 762.30	864.66 21971.01
015 612	00137	CYNTHIA M IVY	460.00 8832.00	40.00 768.00	17.25 331.20	30.00 576.00	547.25 10507.20
015 612	01231	DANNY L LAMBERT	.00 .00	.00 .00	.00 .00	.00 .00	.00 .00
015 612	01103	DANIEL M PARKER	100.06 1801.08	80.10 1441.80	6.00 108.00	30.00 540.00	216.16 3890.88
015 612	01447	CHARLES A SCOTT	66.70 800.40	33.40 400.80	.00 .00	30.00 360.00	130.10 1561.20
015 612	01259	JOHN E SCOTT	.80 15.80	71.84 1418.84	6.25 123.44	20.00 395.00	98.89 1953.08
015 612	01510	OSCAR F SECADA JR	20.01 390.20	10.02 195.39	20.25 394.88	.00 .00	50.28 980.47
015 612	01543	STEPHEN M SIARSKI JR	6.67 100.05	3.34 50.10	.00 .00	.00 .00	10.01 150.15
015 612	01090	CLAYTON L SMITH	53.38 1014.22	53.42 1014.98	48.00 912.00	20.00 380.00	174.80 3321.20
015 612	01423	CARROLL R SMITH	107.06 2114.44	80.10 1581.98	65.50 1293.63	30.00 592.50	282.66 5582.55
015 612	00613	JOHN C TROUSDALE	28.42 561.30	7.46 147.34	35.50 701.13	30.00 592.50	101.38 2002.27
015 612	01509	JERRY P WILLIAMS	20.01 360.18	10.02 180.36	.00 .00	.00 .00	30.03 540.54
015 612	01288	JOHN W WILSON	176.78 3866.18	109.00 2383.83	89.75 1962.83	20.00 437.40	395.53 8650.24
DEPARTMENT TOTALS			1561.93 32781.78	655.46 13290.34	575.25 12955.34	300.00 5805.70	3092.64 64833.16
015 613	00169	MICHAEL W BORSKI	480.00 8640.00	110.00 1980.00	107.50 1935.00	30.00 540.00	727.50 13095.00
015 613	00175	BRADLEY W BORSKI	470.00 7990.00	91.98 1563.66	6.75 114.75	30.00 510.00	598.73 10178.41
015 613	00719	GEORGE BURRELL JR	325.62 4578.22	107.41 1510.18	45.75 643.25	46.00 646.76	524.78 7378.41
015 613	00863	CARL H CADE	142.45 2706.55	65.82 1250.58	.00 .00	50.00 950.00	258.27 4907.13
015 613	01315	RICKY D CAROUTHERS JR	1.85 37.00	17.89 357.80	26.25 525.00	30.00 600.00	75.99 1519.80
015 613	00267	JOHNNY D CHAPMAN	167.47 3984.11	93.34 2220.56	136.00 3235.44	30.00 713.70	426.81 10153.81
015 613	01363	MILLARD E CHAPMAN	118.74 2374.80	96.78 1935.60	48.50 970.00	30.00 600.00	294.02 5880.40
015 613	01085	JAY C COOK	98.85 1878.15	75.09 1426.71	61.25 1163.75	30.00 570.00	265.19 5038.61
015 613	01251	CARL S DEVILLE	136.47 2729.40	48.51 970.20	41.50 830.00	30.00 600.00	256.48 5129.60
015 613	01243	TIFFANY M GRAHAM	108.81 2089.15	91.85 1763.52	.00 .00	30.00 576.00	230.66 4428.67
015 613	01164	THOMAS G HAZLETT	20.91 397.29	76.20 1447.80	20.25 384.75	30.00 570.00	147.36 2799.84
015 613	01287	MICHELLE R LOMAS	25.78 362.47	86.82 1220.69	9.00 126.54	.00 .00	121.60 1709.70
015 613	00911	JAMES W MCINTOSH	185.64 3712.80	15.30 306.00	21.75 435.00	30.00 600.00	252.69 5053.80
015 613	01139	CRYSTAL G PORTER	94.85 1481.56	81.89 1279.12	29.25 456.89	38.00 593.56	243.99 3811.13
015 613	01313	LARRY W RIVES	76.77 1535.40	96.81 1936.20	76.25 1525.00	30.00 600.00	279.83 5596.60
015 613	00915	ELOY J RODRIGUEZ	406.83 10341.62	116.67 2965.75	392.00 9964.64	40.00 1016.80	955.50 24288.81
015 613	00707	MICHAEL R SELLERS	450.66 9013.20	37.70 754.00	147.25 2945.00	30.00 600.00	665.61 13312.20
015 613	00886	TOMMY J SMALL	85.96 1633.24	100.98 1918.62	372.25 7072.75	30.00 570.00	589.19 11194.61
015 613	00042	LORETTA J STARK	470.00 6608.20	120.00 1687.20	171.50 2411.29	71.00 998.26	832.50 11704.95
015 613	00067	CLAYTON W STARK	65.52 1244.88	50.42 957.98	69.75 1325.25	60.00 1140.00	245.69 4668.11
015 613	00358	DAVID J STARK	.00 .00	.00 .00	.00 .00	.00 .00	.00 .00
015 613	00219	DONALD R TANNER	52.70 1054.00	33.40 668.00	21.50 430.00	30.00 600.00	137.60 2752.00
015 613	01433	JAYCOB R TULLOCK	83.38 1334.08	53.42 854.72	2.00 32.00	30.00 480.00	168.80 2700.80
015 613	00047	BRADFORD P WILLIAMSON	106.20 2124.00	56.24 1124.80	9.25 185.00	30.00 600.00	201.69 4033.80
015 613	01416	DANNY R YOCUM II	106.73 2134.60	86.77 1735.40	80.50 1610.00	30.00 600.00	304.00 6080.00
DEPARTMENT TOTALS			4282.19 79984.72	1811.29 33835.09	1896.00 38321.30	815.00 15275.08	8804.48 167416.19
015 614	01421	TROY G BROWN	10.23 189.26	13.77 254.75	.00 .00	33.00 610.50	57.00 1054.51

FOR PAY PERIOD ENDING 08/25/2018

DEPT NUMBER	EMP#	EMPLOYEE NAME	--- SICK LEAVE ---		--- VACATION ---		--- COMP TIME ---		--- HOLIDAY ---		--- TOTALS ---	
			AVAIL	VALUE	AVAIL	VALUE	AVAIL	VALUE	AVAIL	VALUE	AVAIL	VALUE
015 614	00251	RICKY D BURT	31.57	564.79	17.61	315.04	.00	.00	45.00	805.05	94.18	1684.88
015 614	00657	BUDDY R CULLEY II	23.76	425.07	42.42	758.89	16.25	290.71	40.00	715.60	122.43	2190.27
015 614	00367	LYNDON B JOHNSON	16.70	298.76	33.40	597.53	10.50	187.85	40.00	715.60	100.60	1799.74
015 614	01099	ALLEN W MAY	105.36	1884.89	26.58	475.52	14.25	254.93	45.00	805.05	191.19	3420.39
015 614	01468	KRISTEN A ORTIZ	22.70	317.80	33.40	467.60	.00	.00	40.00	560.00	96.10	1345.40
015 614	01365	RONDA H POLING	132.57	2545.34	20.11	386.11	57.75	1108.80	40.00	768.00	250.43	4808.25
015 614	00149	JASON R SHAW	319.98	5919.63	43.48	804.38	2.50	46.25	45.00	832.50	410.96	7602.76
015 614	00718	JUSTIN W SHAW	71.90	1286.29	14.15	253.14	.00	.00	30.00	536.70	116.05	2076.13
015 614	00991	WALTER E WILLIAMS	.00	.00	.00	.00	.00	.00	.00	.00	.00	.00
DEPARTMENT TOTALS			734.77	13431.83	244.92	4312.96	101.25	1888.54	358.00	6349.00	1438.94	25982.33
015 615	01504	LESLIE F ABNER	23.35	420.30	16.70	300.60	.00	.00	.00	.00	40.05	720.90
015 615	00916	JOHN A BOSTON SR	5.51	94.17	6.79	116.04	.00	.00	.00	.00	12.30	210.21
015 615	00034	DANNY C EARP	480.00	8971.20	70.00	1308.30	171.25	3200.66	30.00	560.70	751.25	14040.86
015 615	01518	DANIEL W GORDON	20.01	370.19	10.02	185.37	.00	.00	.00	.00	30.03	555.56
015 615	01484	CANDY K LADRIGUE	25.36	443.80	26.72	467.60	7.50	131.25	.00	.00	59.58	1042.65
015 615	01290	JOSHUA D LANGDON	33.28	582.40	106.82	1869.35	7.50	131.25	.00	.00	147.60	2583.00
015 615	01236	DARYL MCWHORTER	210.81	5358.79	96.85	2461.93	120.50	3063.11	27.00	686.34	455.16	11570.17
015 615	01463	CLABERT D MENARD	66.70	1200.60	33.40	601.20	25.50	459.00	20.00	360.00	145.60	2620.80
015 615	01333	JOSHUA K MITCHELL	40.76	672.54	66.80	1102.20	23.50	387.75	.00	.00	131.06	2162.49
015 615	01521	NOAH A MULLINS	20.01	300.15	10.02	150.30	.00	.00	.00	.00	30.03	450.45
015 615	01407	AUBREY B PETERS	38.40	768.00	66.80	1336.00	22.50	450.00	.00	.00	127.70	2554.00
015 615	01224	KAREN REITER	122.81	2357.95	93.35	1792.32	52.75	1012.80	10.00	192.00	278.91	5355.07
015 615	01354	GENE A RHAME	18.08	325.44	76.79	1382.22	18.50	333.00	.00	.00	113.37	2040.66
015 615	01345	TERRY C SLAUGHTER	119.42	2209.27	93.46	1729.01	108.50	2007.25	7.00	129.50	328.38	6075.03
015 615	01272	BRANDON W SONES	5.54	99.72	.08	1.44	4.50	81.00	.00	.00	10.12	182.16
015 615	01260	ELIJAH L THRASHER JR	56.55	1046.18	93.34	1726.79	7.75	143.38	21.00	388.50	178.64	3304.85
015 615	01408	ERIC S VINING	123.40	2468.00	93.44	1868.80	116.50	2330.00	10.00	200.00	343.34	6866.80
015 615	01458	CHRISTOPHER R VINING	80.04	1480.74	40.08	741.48	39.50	730.75	10.00	185.00	169.62	3137.97
DEPARTMENT TOTALS			1490.03	29169.44	1001.46	19140.95	726.25	14461.20	135.00	2702.04	3352.74	65473.63
FUND TOTALS			8068.92	155367.77	3713.13	70579.34	3298.75	67626.38	1608.00	30131.82	16688.80	323705.31



VACATION AND SICK LEAVE LIABILITY REPORT FOR LIBERTY COUNTY

FOR PAY PERIOD ENDING 08/25/2018

DEPT NUMBER	EMP#	EMPLOYEE NAME	--- SICK LEAVE ---		--- VACATION ---		--- COMP TIME ---		--- HOLIDAY ---		--- TOTALS ---	
			AVAIL	VALUE	AVAIL	VALUE	AVAIL	VALUE	AVAIL	VALUE	AVAIL	VALUE
DEPARTMENT TOTALS			.00	.00	.00	.00	.00	.00	.00	.00	.00	.00
059	611	00771	JACK R CARRAWAY	.00	.00	.00	.00	.00	.00	.00	.00	.00
059	611	01084	TERRY L DAVIS	433.52	7044.70	80.03	1300.49	15.00	243.75	10.00	162.50	8751.44
059	611	00837	BARRY A GRAVES	.00	.00	.00	.00	.00	.00	.00	.00	.00
059	611	00605	ROBERT E NOACK	141.11	2293.04	36.91	599.79	3.00	48.75	.00	.00	2941.58
059	611	00253	EDWIN L PSENCIK	480.00	9206.40	120.00	2301.60	150.00	2877.00	10.00	191.80	14576.80
059	611	01339	ALICE R ROLKE	.00	.00	.00	.00	.00	.00	.00	.00	.00
DEPARTMENT TOTALS			1054.63	18544.14	236.94	4201.88	168.00	3169.50	20.00	354.30	1479.57	26269.82
FUND TOTALS			1054.63	18544.14	236.94	4201.88	168.00	3169.50	20.00	354.30	1479.57	26269.82

FOR PAY PERIOD ENDING 08/25/2018

DEPT NUMBER	EMP#	EMPLOYEE NAME	--- SICK LEAVE --- AVAIL	VALUE	--- VACATION --- AVAIL	VALUE	--- COMP TIME --- AVAIL	VALUE	--- HOLIDAY --- AVAIL	VALUE	--- TOTALS --- AVAIL	VALUE
DEPARTMENT TOTALS			.00	.00	.00	.00	.00	.00	.00	.00	.00	.00
092 570	01511	RUTH J ALEXANDER	.00	.00	.00	.00	.00	.00	.00	.00	.00	.00
092 570	00188	KATHLEEN S BARRETT	.00	.00	.00	.00	.00	.00	.00	.00	.00	.00
092 570	01499	LINDA B BARTON	.00	.00	.00	.00	.00	.00	.00	.00	.00	.00
092 570	00304	JENNIFER C BRAUNER	.00	.00	.00	.00	.00	.00	.00	.00	.00	.00
092 570	00109	TANYA M CHILDRESS	.00	.00	.00	.00	.00	.00	.00	.00	.00	.00
092 570	00870	MILES D HARTLEIN	.00	.00	.00	.00	.00	.00	.00	.00	.00	.00
092 570	00165	CASUNDR A K HEBERT	.00	.00	.00	.00	.00	.00	.00	.00	.00	.00
092 570	01114	JODI L HENK	.00	.00	.00	.00	.00	.00	.00	.00	.00	.00
092 570	01104	MARISA S HENRY	.00	.00	.00	.00	.00	.00	.00	.00	.00	.00
092 570	01250	KAREN R HUMBER	.00	.00	.00	.00	.00	.00	.00	.00	.00	.00
092 570	01169	CHRISTI M JOHNSON	.00	.00	.00	.00	.00	.00	.00	.00	.00	.00
092 570	00179	REAGAN E KEY	.00	.00	.00	.00	.00	.00	.00	.00	.00	.00
092 570	01472	REGINA O LE BOEUF	.00	.00	.00	.00	.00	.00	.00	.00	.00	.00
092 570	00033	DIANE P MANEK	.00	.00	.00	.00	.00	.00	.00	.00	.00	.00
092 570	00221	JOHN M MCADAMS	.00	.00	.00	.00	.00	.00	.00	.00	.00	.00
092 570	01522	ANNIE A MCADAMS	.00	.00	.00	.00	.00	.00	.00	.00	.00	.00
092 570	00353	CELESTE L MORENO	.00	.00	.00	.00	.00	.00	.00	.00	.00	.00
092 570	00921	LACI J OVERSTREET	.00	.00	.00	.00	.00	.00	.00	.00	.00	.00
092 570	01350	CHRISTOPHER D PARKER	.00	.00	.00	.00	.00	.00	.00	.00	.00	.00
092 570	01482	MARK W PROBERTS	.00	.00	.00	.00	.00	.00	.00	.00	.00	.00
092 570	00999	JEANETTE B RHAME	.00	.00	.00	.00	.00	.00	.00	.00	.00	.00
092 570	01496	SAMANTHA Y SANCHEZ	.00	.00	.00	.00	.00	.00	.00	.00	.00	.00
092 570	00164	STEVEN E SWAN	.00	.00	.00	.00	.00	.00	.00	.00	.00	.00
092 570	00722	LACY R TERAN	.00	.00	.00	.00	.00	.00	.00	.00	.00	.00
092 570	00208	LISA L WARREN	.00	.00	.00	.00	.00	.00	.00	.00	.00	.00
DEPARTMENT TOTALS			.00	.00	.00	.00	.00	.00	.00	.00	.00	.00
092 571	00909	LYNDA D FLEMING	.00	.00	.00	.00	.00	.00	.00	.00	.00	.00
092 571	01485	MARY E JACKSON	.00	.00	.00	.00	.00	.00	.00	.00	.00	.00
DEPARTMENT TOTALS			.00	.00	.00	.00	.00	.00	.00	.00	.00	.00
092 572	00993	VIVIANN W BOYER	.00	.00	.00	.00	.00	.00	.00	.00	.00	.00
092 572	00136	JASON W JONES	.00	.00	.00	.00	.00	.00	.00	.00	.00	.00
DEPARTMENT TOTALS			.00	.00	.00	.00	.00	.00	.00	.00	.00	.00
092 574	01136	CODY D ARNOLD	.00	.00	.00	.00	.00	.00	.00	.00	.00	.00
092 574	00204	ERICKA R CARLOCK	.00	.00	.00	.00	.00	.00	.00	.00	.00	.00
092 574	01544	ADRIAN T ELLIS	.00	.00	.00	.00	.00	.00	.00	.00	.00	.00
092 574	00869	JEFFERY S LEE	.00	.00	.00	.00	.00	.00	.00	.00	.00	.00

VACATION AND SICK LEAVE LIABILITY REPORT FOR LIBERTY COUNTY

FOR PAY PERIOD ENDING 08/25/2018

DEPT NUMBER	EMP#	EMPLOYEE NAME	--- SICK AVAIL	LEAVE VALUE	--- VACATION AVAIL	--- VALUE	--- COMP TIME AVAIL	--- VALUE	--- HOLIDAY AVAIL	--- VALUE	--- TOTALS AVAIL	--- VALUE
092 574	01318	ROGER G WIEBELHAUS	.00	.00	.00	.00	.00	.00	.00	.00	.00	.00
		DEPARTMENT TOTALS	.00	.00	.00	.00	.00	.00	.00	.00	.00	.00
092 575	00163	JON K PATTON	.00	.00	.00	.00	.00	.00	.00	.00	.00	.00
		DEPARTMENT TOTALS	.00	.00	.00	.00	.00	.00	.00	.00	.00	.00
		FUND TOTALS	.00	.00	.00	.00	.00	.00	.00	.00	.00	.00

FOR PAY PERIOD ENDING 08/25/2018

DEPT NUMBER	EMP#	EMPLOYEE NAME	--- SICK LEAVE ---		--- VACATION ---		--- COMP TIME ---		--- HOLIDAY ---		--- TOTALS ---	
			AVAIL	VALUE	AVAIL	VALUE	AVAIL	VALUE	AVAIL	VALUE	AVAIL	VALUE
DEPARTMENT TOTALS			.00	.00	.00	.00	.00	.00	.00	.00	.00	.00
093 570	00082	MOLLY K MCADAMS	407.30	10300.62	98.50	2491.07	17.00	429.93	.00	.00	522.80	13221.62
093 570	00371	TREY A MCCONNELL II	480.00	11822.40	112.00	2758.56	22.00	541.86	.00	.00	614.00	15122.82
093 570	00625	LAURIE N MCMILLAN	50.71	1126.27	36.73	815.77	.00	.00	.00	.00	87.44	1942.04
093 570	01115	DIANA K RODRIGUEZ	.00	.00	.00	.00	.00	.00	.00	.00	.00	.00
093 570	00184	ANTHONY R SCOTT	480.00	21676.80	87.00	3928.92	.00	.00	.00	.00	567.00	25605.72
DEPARTMENT TOTALS			1418.01	44926.09	334.23	9994.32	39.00	971.79	.00	.00	1791.24	55892.20
FUND TOTALS			1418.01	44926.09	334.23	9994.32	39.00	971.79	.00	.00	1791.24	55892.20

VACATION AND SICK LEAVE LIABILITY REPORT FOR LIBERTY COUNTY

FOR PAY PERIOD ENDING 08/25/2018

DEPT NUMBER	EMP#	EMPLOYEE NAME	--- SICK LEAVE --- AVAIL	--- SICK LEAVE --- VALUE	---- VACATION ---- AVAIL	---- VACATION ---- VALUE	---- COMP TIME --- AVAIL	---- COMP TIME --- VALUE	---- HOLIDAY ---- AVAIL	---- HOLIDAY ---- VALUE	----- TOTALS ----- AVAIL	----- TOTALS ----- VALUE
GRAND TOTALS			51420.53	98348.51	18974.42	393507.94	19879.58	413048.30	19016.50	396695.41	9291.03	2301600.16

## Section 6 – Check Register

Bank Account	Check Number	Check Date	Payee	Amount	Type	Voided
ORDD	2102	06/07/2018	LIBERTY CO CAD	2,644.02	CHK	
ORDD	2103	06/07/2018	TAC RISK MANAGEMENT POOL	538.00	CHK	
ORDD	2104	06/07/2018	ALICE R. ROLKE	70.85	CHK	
ORDD	2105	06/07/2018	HEALTH CARE SERVICE CORP.	2,606.87	CHK	
ORDD	2106	06/07/2018	DEARBORN NATIONAL LIFE INSURAN	213.76	CHK	
ORDD	2107	06/07/2018	VERIZON WIRELESS	33.54	CHK	
ORDD	2108	06/07/2018	MUSTANG CAT	3,261.44	CHK	
ORDD	2109	06/07/2018	AMERICAN RICE GROWERS	50.00	CHK	
* ORDD	2111	06/18/2018	TERRY DAVIS	281.27	CHK	
ORDD	2112	06/18/2018	JOHN J. HEBERT DIST. INC.	3,530.30	CHK	
ORDD	2113	06/21/2018	PAUL CAMPBELL	765.00	CHK	
CSCD	19881	06/07/2018	BUSINESS CARD	1,787.59	CHK	
CSCD	19882	06/07/2018	CINTAS CORPORATION NO. 2	151.03	CHK	
CSCD	19883	06/07/2018	VERIZON WIRELESS	404.40	CHK	
CSCD	19884	06/07/2018	TDCJ-CASHIERS OFFICE	290.04	CHK	
CSCD	19885	06/07/2018	EXPRESS LUBE OF LIBERTY	80.00	CHK	
CSCD	19886	06/07/2018	KONICA MINOLTA BUSINESS SOLUTI	42.10	CHK	
CSCD	19887	06/07/2018	LEXIS NEXIS RISK DATA MANAGEME	115.50	CHK	
CSCD	19888	06/07/2018	INTERNET MANAGEMENT SERVICES,	229.90	CHK	
CSCD	19889	06/07/2018	CORRECTIONS SOFTWARE SOLUTIONS	3,407.00	CHK	
CSCD	19890	06/07/2018	OFFICE DEPOT BUSINESS ACCOUNT	793.91	CHK	
CSCD	19891	06/08/2018	J.J. CHEVRON	723.02	CHK	
CSCD	19892	06/08/2018	B J FORD-MERCURY CO	1,536.60	CHK	
CSCD	19893	06/08/2018	KONICA MINOLTA BUSINESS SOLUTI	661.03	CHK	06/08/2018
CSCD	19894	06/08/2018	AMERICAN SCREENING CORP.	1,062.50	CHK	
CSCD	19895	06/08/2018	MILAM DISCOUNT TIRE	196.50	CHK	
CSCD	19896	06/08/2018	KONICA MINOLTA BUSINESS SOLUTI	664.31	CHK	
* CSCD	19898	06/20/2018	CINTAS	142.40	CHK	
CSCD	19899	06/20/2018	DISA GLOBAL SOLUTIONS	110.00	CHK	
CSCD	19900	06/20/2018	OFFICE DEPOT BUSINESS ACCOUNT	257.78	CHK	
CSCD	19901	06/20/2018	A-1 TEL-COM SECURITY	497.49	CHK	
CSCD	19902	06/20/2018	VALERO MARKETING & SUPPLY CO.	276.92	CHK	
MAIN	27616	06/01/2018	CHARLES WIGGINS	1,250.00	CHK	
MAIN	27617	06/01/2018	CLEVELAND SENIOR CITIZENS	833.33	CHK	
MAIN	27618	06/01/2018	DAYTON SENIOR CITIZENS	833.33	CHK	
MAIN	27619	06/01/2018	GRACE INITIATIVE OF SOUTH LIBE	833.33	CHK	
MAIN	27620	06/01/2018	HARDIN SENIOR CITIZENS	333.33	CHK	
MAIN	27621	06/01/2018	LIBERTY COUNTY EMS, INC.	21,250.00	CHK	
MAIN	27622	06/01/2018	JUDGE MARK MOREFIELD	1,800.00	CHK	
MAIN	27623	06/01/2018	PICKETT JOINT PROPERTIES	900.00	CHK	
MAIN	27624	06/01/2018	TRI-COUNTY MHMR	5,302.33	CHK	
MAIN	27625	06/07/2018	LUCY TREVIZO	240.00	CHK	
MAIN	27626	06/07/2018	KELLY SEMIEN	592.22	CHK	
MAIN	27627	06/07/2018	ADAPT PROGRAMS, LLC	2,025.00	CHK	
MAIN	27628	06/11/2018	ALLISON FUNERAL SVC	400.00	CHK	
MAIN	27629	06/11/2018	LIBERTY COUNTY DISTRICT CLERK	480.00	CHK	
MAIN	27630	06/11/2018	MILAM DISCOUNT TIRE	1,070.00	CHK	
MAIN	27631	06/11/2018	SIERRA SPRINGS	41.16	CHK	
MAIN	27632	06/11/2018	TEXAS CENTER FOR THE JUDICIARY	160.00	CHK	
MAIN	27633	06/11/2018	TRANS UNION RISK & ALTERNATIVE	74.50	CHK	
MAIN	27634	06/11/2018	VERIZON WIRELESS	79.11	CHK	
MAIN	27635	06/11/2018	ALAMO INDUSTRIAL	143,251.35	CHK	

DATE: 8/28/18  
EXHIBIT: A

Bank Account	Check Number	Check Date	Payee	Amount	Type	Voided
MAIN	27636	06/11/2018	ALLISON TROUSDALE	2,600.00	CHK	
MAIN	27637	06/11/2018	AMANDA BROOKS	317.89	CHK	
MAIN	27638	06/11/2018	AMERICAN STAMP & MARKING PRODU	120.40	CHK	
MAIN	27639	06/11/2018	ANDRES FERNANDEZ=DIAZ	1,050.00	CHK	
MAIN	27640	06/11/2018	ANITA GOTTIPATI, MD	149.39	CHK	
MAIN	27641	06/11/2018	AT & T	83.18	CHK	
MAIN	27642	06/11/2018	BJ FORD - COMMERCIAL BILLING	94.13	CHK	06/27/2018
MAIN	27643	06/11/2018	BLUE TARP FINANCIAL	2,399.98	CHK	
MAIN	27644	06/11/2018	BLUEBONNET NATURAL GAS, LLC	43.47	CHK	
MAIN	27645	06/11/2018	BRANDI DRYDEN	261.60	CHK	
MAIN	27646	06/11/2018	CALDWELL COUNTRY CHEVROLET	86,364.00	CHK	
MAIN	27647	06/11/2018	CATHY MCCLUSKY	20.12	CHK	
MAIN	27648	06/11/2018	CHI ST LUKE'S HEALTH MEMORIAL	811.79	CHK	
MAIN	27649	06/11/2018	CIARA B. TANNER	2,750.00	CHK	
MAIN	27650	06/11/2018	CIOX HEALTH	159.51	CHK	
MAIN	27651	06/11/2018	CITY OF DAYTON	787.91	CHK	
MAIN	27652	06/11/2018	CITY OF HARDIN	64.00	CHK	
MAIN	27653	06/11/2018	CLERK, SUPREME COURT	1,520.00	CHK	
MAIN	27654	06/11/2018	CLEVELAND ASPHALT	2,301.78	CHK	
MAIN	27655	06/11/2018	CLEVELAND EMERGENCY HOSPITAL	1,454.53	CHK	
MAIN	27656	06/11/2018	CNH INDUSTRIAL RENTAL ACCOUNT	1,502.40	CHK	
MAIN	27657	06/11/2018	COMCAST	376.33	CHK	
MAIN	27658	06/11/2018	COOPER ELECTRIC, INC.	1,370.91	CHK	
MAIN	27659	06/11/2018	CRYSTAL MAGEE	2,065.00	CHK	
MAIN	27660	06/11/2018	DAN BRADLEY	1,350.00	CHK	
MAIN	27661	06/11/2018	DIGICERT, INC	1,790.00	CHK	
MAIN	27662	06/11/2018	ELIZABETH E. COKER	900.00	CHK	
MAIN	27663	06/11/2018	ESS OF SOUTH TEXAS, LLC	79.62	CHK	
MAIN	27664	06/11/2018	FARRAH F. HARPER	2,575.00	CHK	
MAIN	27665	06/11/2018	FRANK'S COLLISION REPAIR	3,041.31	CHK	
MAIN	27666	06/11/2018	FREDDY'S AUTO REPAIR	414.88	CHK	
MAIN	27667	06/11/2018	FRONTIER COMMUNICATIONS	1,235.19	CHK	
MAIN	27668	06/11/2018	GALLS, LLC	1,457.05	CHK	
MAIN	27669	06/11/2018	GEO CORRECTIONS AND DETENTION,	266,220.93	CHK	
MAIN	27670	06/11/2018	GEORGE DELOACH, DO	1,190.84	CHK	
MAIN	27671	06/11/2018	HALL,RADER & ASSOCIATES	71.00	CHK	
MAIN	27672	06/11/2018	HARDIN WATER SUPPLY CORP.	38.34	CHK	
MAIN	27673	06/11/2018	HEALTH CENTER OF SOUTHEAST TEX	299.12	CHK	
MAIN	27674	06/11/2018	HOUSTON COMMUNITY NEWSPAPER	318.72	CHK	
MAIN	27675	06/11/2018	HOUSTON RADIOLOGY ASSOCIATES	54.26	CHK	
MAIN	27676	06/11/2018	HULL FRESH WATER SUPPLY DIST.	74.75	CHK	
MAIN	27677	06/11/2018	INDIGENT HEALTHCARE SOLUTIONS	2,414.00	CHK	
MAIN	27678	06/11/2018	JAMES M. GOTT	2,450.00	CHK	
MAIN	27679	06/11/2018	JOHN WILSON	22.81	CHK	
MAIN	27680	06/11/2018	KAYLA HERRINGTON	2,800.00	CHK	
MAIN	27681	06/11/2018	KEATON D. KIRKWOOD	1,430.00	CHK	
MAIN	27682	06/11/2018	KIMBERLY MEADOWS	24.00	CHK	
MAIN	27683	06/11/2018	LAWRENCE THOMPSON, JR., PH.D	10,500.00	CHK	
MAIN	27684	06/11/2018	LIBERTY CO TAX OFC	90.00	CHK	06/26/2018
MAIN	27685	06/11/2018	LIBERTY/DAYTON HOSPITAL	1,386.07	CHK	
MAIN	27686	06/11/2018	LOGIX COMMUNICATIONS	891.22	CHK	
MAIN	27687	06/11/2018	M & M AUTOMOTIVE	1,240.48	CHK	



Bank Account	Check Number	Check Date	Payee	Amount	Type	Voided
MAIN	27688	06/11/2018	JUDGE MARK MOREFIELD	502.08	CHK	
MAIN	27689	06/11/2018	MARTIN MARIETTA MATERIALS	54,637.50	CHK	
MAIN	27690	06/11/2018	MONARCH UTILITIES, INC.	139.57	CHK	
MAIN	27691	06/11/2018	MUSTANG CAT	126,569.45	CHK	
MAIN	27692	06/11/2018	NINTH COURT OF APPEALS	730.00	CHK	
MAIN	27693	06/11/2018	O'REILLY AUTOMOTIVE STORES, IN	2,348.96	CHK	
MAIN	27694	06/11/2018	OFFICE DEPOT	634.58	CHK	
MAIN	27695	06/11/2018	ONEBEACON INSURANCE GROUP	30,525.93	CHK	
MAIN	27696	06/11/2018	PAULETTE WILLIAMS	159.28	CHK	
MAIN	27697	06/11/2018	POTETZ HOME CENTER	520.24	CHK	
MAIN	27698	06/11/2018	PREMIER CARDIOVASCULAR CONSULT	349.27	CHK	
MAIN	27699	06/11/2018	QUEST DIAGNOSTIC	85.35	CHK	
MAIN	27700	06/11/2018	QUILL	1,613.82	CHK	
MAIN	27701	06/11/2018	R.B. EVERETT & COMPANY	46,900.00	CHK	
MAIN	27702	06/11/2018	READYREFRESH	44.39	CHK	
MAIN	27703	06/11/2018	RONDA POLING	968.30	CHK	
MAIN	27704	06/11/2018	ROY FLORA	361.88	CHK	
MAIN	27705	06/11/2018	SAN JACINTO METHODIST HOSPITAL	3,697.01	CHK	
MAIN	27706	06/11/2018	SARAH ELLIS IVERSON	1,825.00	CHK	
MAIN	27707	06/11/2018	SCRIPT CARE, LTD	468.62	CHK	
MAIN	27708	06/11/2018	SERVICE GRAPHICS LLC	460.40	CHK	
MAIN	27709	06/11/2018	SOUTHEAST TEXAS WATER	15.90	CHK	
MAIN	27710	06/11/2018	STAPLES BUSINESS ADVANTAGE	81.47	CHK	
MAIN	27711	06/11/2018	STERLING FUNERAL HOME	800.00	CHK	
MAIN	27712	06/11/2018	STEVE GREENE	4,054.03	CHK	
MAIN	27713	06/11/2018	TARKINGTON WATER SUPPLY CORP.	45.98	CHK	
MAIN	27714	06/11/2018	TDCAA NOW TRUST FUND	60.00	CHK	
MAIN	27715	06/11/2018	TEXAS A&M ENGINEERING EXT SVC	260.00	CHK	
MAIN	27716	06/11/2018	TEXAS SECURITY SHREDDING	600.00	CHK	
MAIN	27717	06/11/2018	THAI D. NGUYEN, MDPA	117.74	CHK	
MAIN	27718	06/11/2018	THE POUNCIL LAW FIRM PLLC	475.00	CHK	
MAIN	27719	06/11/2018	TMH PHYSICIAN ASSOCIATES, PLLC	46.73	CHK	
MAIN	27720	06/11/2018	TRIANGLE EQUIPMENT, INC.	5,305.00	CHK	
MAIN	27721	06/11/2018	TRINITY VALLEY TRACTORS, INC.	49,901.68	CHK	
MAIN	27722	06/11/2018	TX. WILDLIFE DAMAGE MGT. FD.	3,200.00	CHK	
MAIN	27723	06/11/2018	VERIZON WIRELESS	2,920.55	CHK	
MAIN	27724	06/11/2018	VFW	1,400.00	CHK	
MAIN	27725	06/11/2018	VINDICATOR & PROGRESS	496.50	CHK	
MAIN	27726	06/11/2018	VOYAGER FLEET SYSTEMS, INC.	848.37	CHK	
MAIN	27727	06/11/2018	WADE BROWN/JP#5	109.14	CHK	
MAIN	27728	06/11/2018	WAY SERVICE LTD	5,005.00	CHK	
MAIN	27729	06/11/2018	WEST GROUP PAYMENT CENTER	619.23	CHK	
MAIN	27730	06/11/2018	WEX BANK	27,440.92	CHK	
MAIN	27731	06/11/2018	WILLIAMSON COUNTY	43,268.73	CHK	
MAIN	27732	06/11/2018	XEROX CORPORATION	1,471.66	CHK	
MAIN	27733	06/11/2018	PROSPERITY BANK	78.84	CHK	06/18/2018
MAIN	27734	06/12/2018	QUILL	108.98	CHK	
MAIN	27735	06/12/2018	A S C O EQUIPMENT	757.40	CHK	
MAIN	27736	06/12/2018	A T & T	61.04	CHK	
MAIN	27737	06/12/2018	A-1 TEL-COM SECURITY	329.74	CHK	
MAIN	27738	06/12/2018	ALERT	160.00	CHK	
MAIN	27739	06/12/2018	ALEXIS CORDOVA	516.99	CHK	

DATE: 8/28/18  
EXHIBIT: A

Bank Account	Check Number	Check Date	Payee	Amount	Type	Voided
MAIN	27740	06/12/2018	ALLISON TROUSDALE	1,850.00	CHK	
MAIN	27741	06/12/2018	AMERICAN TOWER SYSTEMS, L.P.	1,473.78	CHK	
MAIN	27742	06/12/2018	ANDRES FERNANDEZ=DIAZ	3,250.00	CHK	
MAIN	27743	06/12/2018	ANN'S SEAFOOD	151.05	CHK	
MAIN	27744	06/12/2018	AT & T	184.04	CHK	
MAIN	27745	06/12/2018	AT&T	1,149.27	CHK	
MAIN	27746	06/12/2018	B & H PHOTO	186.75	CHK	
MAIN	27747	06/12/2018	B J FORD-MERCURY CO	290.72	CHK	
MAIN	27748	06/12/2018	BIG THICKET VETERINARY CLINIC	247.05	CHK	
MAIN	27749	06/12/2018	BOOT BARN - STORE # 157	127.49	CHK	
MAIN	27750	06/12/2018	BROOKSHIRE BROS LTD.	233.65	CHK	
MAIN	27751	06/12/2018	BYERS TRUCK & TRAILER	47.00	CHK	
MAIN	27752	06/12/2018	CANON SOLUTIONS AMERICA	63.60	CHK	
MAIN	27753	06/12/2018	CAROL MCWHORTER	300.00	CHK	
MAIN	27754	06/12/2018	CDW-G	779.97	CHK	
MAIN	27755	06/12/2018	CENTERPOINT ENERGY ENTEX	221.82	CHK	
MAIN	27756	06/12/2018	CENTURY ASPHALT	38,147.07	CHK	
MAIN	27757	06/12/2018	CERTIFIED LABORATORIES	441.00	CHK	
MAIN	27758	06/12/2018	CHAD ELMORE	226.72	CHK	
MAIN	27759	06/12/2018	CHAMBERS AMERICAN PRODUCTS, IN	1,311.68	CHK	
MAIN	27760	06/12/2018	CHANCE WARD	465.00	CHK	
MAIN	27761	06/12/2018	CHAPMAN AIR CONDITIONING AND H	225.00	CHK	
MAIN	27762	06/12/2018	CHRISTUS ST. ELIZABETH HOSPITA	800.00	CHK	
MAIN	27763	06/12/2018	CIARA B. TANNER	1,500.00	CHK	
MAIN	27764	06/12/2018	CIRA	674.00	CHK	
MAIN	27765	06/12/2018	CIRCLE H. GENERAL STORE	427.20	CHK	
MAIN	27766	06/12/2018	CITY OF CLEVELAND	465.00	CHK	
MAIN	27767	06/12/2018	CLAWSON'S COPY SHOPPE	239.14	CHK	
MAIN	27768	06/12/2018	CLEVELAND ASPHALT	1,356.67	CHK	
MAIN	27769	06/12/2018	CLEVELAND FIRE DEPT.	7,416.67	CHK	
MAIN	27770	06/12/2018	CLEVELAND TRUCK SERVICES	500.00	CHK	
MAIN	27771	06/12/2018	CLIFTON V. SMITH COURT REPORT	3,374.00	CHK	
MAIN	27772	06/12/2018	CMRS-PB	3,000.00	CHK	
MAIN	27773	06/12/2018	CNH INDUSTRIAL RENTAL ACCOUNT	1,376.50	CHK	
MAIN	27774	06/12/2018	COASTAL WELDING SUPPLY	570.00	CHK	
MAIN	27775	06/12/2018	COBURN'S LIBERTY	195.68	CHK	
MAIN	27776	06/12/2018	COMCAST	10,849.59	CHK	
MAIN	27777	06/12/2018	COMCAST	80.75	CHK	
MAIN	27778	06/12/2018	COMPUTER SOLUTIONS	472.00	CHK	
MAIN	27779	06/12/2018	CONROE BUSINESS FURNITURE	549.00	CHK	
MAIN	27780	06/12/2018	CRISTA BEASLEY-ADAMS	123.08	CHK	
MAIN	27781	06/12/2018	CROSSPOINT COMMUNICATIONS	535.00	CHK	
MAIN	27782	06/12/2018	CROWDER GULF LLC	153,637.96	CHK	
MAIN	27783	06/12/2018	CW TINT & CAR AUDIO	250.00	CHK	
MAIN	27784	06/12/2018	CYPRESS LAKES VOLUNTEER FIRE D	2,500.00	CHK	
MAIN	27785	06/12/2018	DAN BRADLEY	1,350.00	CHK	
MAIN	27786	06/12/2018	DAYTON ELECTRIC CO.	201.48	CHK	
MAIN	27787	06/12/2018	DAYTON VFD	5,416.67	CHK	
MAIN	27788	06/12/2018	DE LAGE LANDEN FINANCIAL SVCS,	1,545.23	CHK	
MAIN	27789	06/12/2018	DEVERS VFD	2,250.00	CHK	
MAIN	27790	06/12/2018	DISH	48.53	CHK	
MAIN	27791	06/12/2018	DON NEYLAND	37.73	CHK	

Bank Account	Check Number	Check Date	Payee	Amount	Type	Voided
MAIN	27792	06/12/2018	DONALD ROBERTSON	800.00	CHK	
MAIN	27793	06/12/2018	DUSTIN VORSE	36.79	CHK	
MAIN	27794	06/12/2018	ED D. LIECK	200.00	CHK	
MAIN	27795	06/12/2018	ENTERGY	8,230.05	CHK	
MAIN	27796	06/12/2018	F.A. RIPP'S TIRE CENTER	482.99	CHK	
MAIN	27797	06/12/2018	FARRAH F. HARPER	2,650.00	CHK	
MAIN	27798	06/12/2018	FESTUS PLUMBING LLC	546.87	CHK	
MAIN	27799	06/12/2018	FRANK'S COLLISION REPAIR	74.28	CHK	
MAIN	27800	06/12/2018	FREDDY'S AUTO REPAIR	795.26	CHK	
MAIN	27801	06/12/2018	FRONTIER COMMUNICATIONS	3,272.51	CHK	
MAIN	27802	06/12/2018	G & K SERVICES	2,110.88	CHK	
MAIN	27803	06/12/2018	GULF STATES MATERIAL, INC.	83,621.65	CHK	
MAIN	27804	06/12/2018	HALLSIGNS	2,080.53	CHK	
MAIN	27805	06/12/2018	HARDIN VFD	1,250.00	CHK	
MAIN	27806	06/12/2018	HAROLD SEAY	1,190.91	CHK	
MAIN	27807	06/12/2018	HART INTERCIVIC, INC.	2,005.50	CHK	
MAIN	27808	06/12/2018	HENSCEY ELECTRIC & AIR COND.	1,035.00	CHK	
MAIN	27809	06/12/2018	HIGHWAY 321 VFD	5,916.67	CHK	
MAIN	27810	06/12/2018	HOLLY WILSON	298.81	CHK	
MAIN	27811	06/12/2018	HULL-DAISETTA VFD	2,083.33	CHK	
MAIN	27812	06/12/2018	IDENTISYS INC.	211.64	CHK	
MAIN	27813	06/12/2018	INTERNET MANAGEMENT SERVICES,	1,557.45	CHK	
MAIN	27814	06/12/2018	ISI COMMERCIAL REFRIGERATION	523.26	CHK	
MAIN	27815	06/12/2018	JAMES M. GOTT	2,000.00	CHK	
MAIN	27816	06/12/2018	JAX	85.41	CHK	
MAIN	27817	06/12/2018	JESSE D LOPEZ	620.00	CHK	
MAIN	27818	06/12/2018	JO ANNE LEGER	369.00	CHK	
MAIN	27819	06/12/2018	JOHN J. HEBERT DIST. INC.	15,839.05	CHK	
MAIN	27820	06/12/2018	JOHN ROBERT HUNDEMER, PLLC	1,500.00	CHK	
MAIN	27821	06/12/2018	JOLYNN REYNOLDS	974.69	CHK	
MAIN	27822	06/12/2018	KAYLA HERRINGTON	3,351.28	CHK	
MAIN	27823	06/12/2018	KEATON D. KIRKWOOD	1,680.00	CHK	
MAIN	27824	06/12/2018	KENEFICK VFD	1,000.00	CHK	
MAIN	27825	06/12/2018	KENNETH FLOURNOY	974.96	CHK	
MAIN	27826	06/12/2018	LES HULSEY	360.60	CHK	
MAIN	27827	06/12/2018	LIBERTY CO TAX OFC	7.50	CHK	
MAIN	27828	06/12/2018	LIBERTY CO. CHILD PROT SVC.	6,100.45	CHK	
MAIN	27829	06/12/2018	LIBERTY COUNTY CLERK	2,355.00	CHK	
MAIN	27830	06/12/2018	LIBERTY FIRE DEPT.	916.67	CHK	
MAIN	27831	06/12/2018	LIBERTY GAZETTE	644.40	CHK	
MAIN	27832	06/12/2018	LIBERTY PEST CONTROL	195.00	CHK	
MAIN	27833	06/12/2018	LIBERTY TIRE RECYCLING	2,336.40	CHK	
MAIN	27834	06/12/2018	LINDA CHAPMAN	346.41	CHK	
MAIN	27835	06/12/2018	LINDA LEONARD	255.06	CHK	
MAIN	27836	06/12/2018	LISA O'BANNON	1,000.00	CHK	
MAIN	27837	06/12/2018	LONE STAR PRODUCTS & EQUIPMENT	1,925.66	CHK	
MAIN	27838	06/12/2018	LOWE'S TIRE CENTER	85.00	CHK	
MAIN	27839	06/12/2018	LT'S GARBAGE SERVICE	217.72	CHK	
MAIN	27840	06/12/2018	MARTIN MARIETTA MATERIALS	2,653.41	CHK	
MAIN	27841	06/12/2018	MCCOY'S	212.68	CHK	
MAIN	27842	06/12/2018	MCCOY'S	325.54	CHK	
MAIN	27843	06/12/2018	MID-AMERICAN RESEARCH CHEMICA	2,381.03	CHK	

Bank Account	Check Number	Check Date	Payee	Amount	Type	Voided
MAIN	27844	06/12/2018	MOORE'S RADIATOR	240.25	CHK	
MAIN	27845	06/12/2018	MOSS BLUFF VFD	1,916.67	CHK	
MAIN	27846	06/12/2018	MUSTANG CAT	1,212.12	CHK	
MAIN	27847	06/12/2018	MUSTANG RENTAL	3,709.07	CHK	
MAIN	27848	06/12/2018	NET DATA	199,049.00	CHK	
MAIN	27849	06/12/2018	NORTH LIBERTY VFD	3,833.33	CHK	
MAIN	27850	06/12/2018	NOTARY PUBLIC UNDERWRITERS AGE	102.75	CHK	
MAIN	27851	06/12/2018	O'REILLY AUTOMOTIVE STORES, IN	637.51	CHK	
MAIN	27852	06/12/2018	OFFICE DEPOT	3,259.67	CHK	
MAIN	27853	06/12/2018	PACE-STANCIL FUNERAL HOME	1,352.00	CHK	
MAIN	27854	06/12/2018	PERFORMANCE TRUCK	1,572.00	CHK	
MAIN	27855	06/12/2018	PLATINUM COPIER SOLUTIONS, LLC	1,761.11	CHK	
MAIN	27856	06/12/2018	PLUM GROVE VFD	4,166.67	CHK	
MAIN	27857	06/12/2018	POLAR SERVICE CENTER	142.42	CHK	
MAIN	27858	06/12/2018	POTETZ HOME CENTER	830.42	CHK	
MAIN	27859	06/12/2018	POTETZ HOME CENTER	324.20	CHK	
MAIN	27860	06/12/2018	PRECISE SAFETY & CONSULTING, I	255.00	CHK	
MAIN	27861	06/12/2018	PRODUCTION EQUIPMENT SUPPLY C	393.74	CHK	
MAIN	27862	06/12/2018	PTS OF AMERICA, LLC	3,016.53	CHK	
MAIN	27863	06/12/2018	QUILL	1,923.76	CHK	
MAIN	27864	06/12/2018	R.B. EVERETT & COMPANY	4,938.66	CHK	
MAIN	27865	06/12/2018	RANDY'S SHOE & SADDLE REPAIR	1,509.92	CHK	
MAIN	27866	06/12/2018	READYREFRESH	121.48	CHK	
MAIN	27867	06/12/2018	REBA A. EICHELBERGER	3,975.00	CHK	
MAIN	27868	06/12/2018	RICHARD WATSON	1,550.00	CHK	
MAIN	27869	06/12/2018	RICK THOMPSON	45.00	CHK	
MAIN	27870	06/12/2018	RICOH	630.64	CHK	
MAIN	27871	06/12/2018	ROGER CHRISCO	600.00	CHK	
MAIN	27872	06/12/2018	ROLONDRIA WEBB	84.48	CHK	
MAIN	27873	06/12/2018	SARAH ELLIS IVERSON	3,650.00	CHK	
MAIN	27874	06/12/2018	SELF & HOANG, PLLC	1,000.00	CHK	
MAIN	27875	06/12/2018	SHECO	154.47	CHK	
MAIN	27876	06/12/2018	SHELIA RAY	144.18	CHK	
MAIN	27877	06/12/2018	SHERRY WALTON	1,503.06	CHK	
MAIN	27878	06/12/2018	SHOPPA'S	1,561.34	CHK	
MAIN	27879	06/12/2018	SIERRA SPRINGS	32.51	CHK	
MAIN	27880	06/12/2018	SMART OILFIELD SERVICES	8,170.00	CHK	
MAIN	27881	06/12/2018	SOUTH LIBERTY CO. HAZARDOUS	2,916.67	CHK	
MAIN	27882	06/12/2018	SOUTHEAST TEXAS WATER	70.70	CHK	
MAIN	27883	06/12/2018	SOUTHERN TIRE MART, LLC	1,460.02	CHK	
MAIN	27884	06/12/2018	STERLING FUNERAL HOME	800.00	CHK	07/02/2018
MAIN	27885	06/12/2018	STRICKLAND WELDING & SUPPLY	447.27	CHK	
MAIN	27886	06/12/2018	SULLINS & JOHNSTON, ATTORNEYS	300.00	CHK	
MAIN	27887	06/12/2018	SUPPLYWORKS	340.48	CHK	
MAIN	27888	06/12/2018	T & T TIRE SERVICE	195.00	CHK	
MAIN	27889	06/12/2018	TAC	225.00	CHK	
MAIN	27890	06/12/2018	TAMMY MANUEL	147.10	CHK	
MAIN	27891	06/12/2018	TARKINGTON VFD	6,833.33	CHK	
MAIN	27892	06/12/2018	TEXAS AWNING CO.	5,588.22	CHK	
MAIN	27893	06/12/2018	TEXAS PARKS & WILDLIFE	394.13	CHK	
MAIN	27894	06/12/2018	TEXAS POLITICAL SUBDIVISIONS	11,655.00	CHK	
MAIN	27895	06/12/2018	THOMAS COLDWELL	10.00	CHK	

Bank Account	Check Number	Check Date	Payee	Amount	Type	Voided
MAIN	27896	06/12/2018	TOLUNAY-WONG ENGINEERS	2,322.50	CHK	
MAIN	27897	06/12/2018	TOM BRANCH	220.29	CHK	
MAIN	27898	06/12/2018	TRACTOR SUPPLY CO.	144.97	CHK	
MAIN	27899	06/12/2018	TRANS UNION RISK & ALTERNATIVE	499.70	CHK	
MAIN	27900	06/12/2018	TRINITY GLASS & MIRROR CO.	464.86	CHK	
MAIN	27901	06/12/2018	TRINITY MATERIAL, INC.	760.89	CHK	
MAIN	27902	06/12/2018	TRINITY VALLEY TRACTORS, INC.	756.19	CHK	
MAIN	27903	06/12/2018	TURNER CHEVROLET	157.40	CHK	
MAIN	27904	06/12/2018	TURNER LEGAL GROUP	1,150.00	CHK	
MAIN	27905	06/12/2018	U.S. MOWERS	365.98	CHK	
MAIN	27906	06/12/2018	VALERO MARKETING & SUPPLY CO.	213.63	CHK	
MAIN	27907	06/12/2018	VERIZON WIRELESS	1,249.36	CHK	
MAIN	27908	06/12/2018	VFW	2,400.00	CHK	
MAIN	27909	06/12/2018	VINDICATOR & PROGRESS	269.00	CHK	
MAIN	27910	06/12/2018	VOYAGER FLEET SYSTEMS, INC.	248.76	CHK	
MAIN	27911	06/12/2018	VULCAN CONSTRUCTION MATERIAL L	2,155.54	CHK	
MAIN	27912	06/12/2018	W. E. JUPE & CO.	1,400.00	CHK	
MAIN	27913	06/12/2018	WASTE MANAGEMENT	382.23	CHK	
MAIN	27914	06/12/2018	WELLONA ROBERTSON	51.67	CHK	
MAIN	27915	06/12/2018	WENDY MEEKINS	250.00	CHK	
MAIN	27916	06/12/2018	WEST GROUP PAYMENT CENTER	2,350.00	CHK	
MAIN	27917	06/12/2018	WESTERN AUTO ASSOCIATE STORE	139.99	CHK	
MAIN	27918	06/12/2018	WESTLAKE VFD	583.33	CHK	
MAIN	27919	06/12/2018	WHITENER ENTERPRISES INC.	10,685.69	CHK	
MAIN	27920	06/12/2018	WHITENERS-DAYTON	290.23	CHK	
MAIN	27921	06/12/2018	WILLIAM KNOX	8.50	CHK	
MAIN	27922	06/12/2018	WILLIAMS SCOTSMAN, INC.	1,881.00	CHK	
MAIN	27923	06/12/2018	WOODPECKER VFD	1,000.00	CHK	
MAIN	27924	06/12/2018	XEROX CORPORATION	656.92	CHK	
MAIN	27925	06/14/2018	HARTFORD LIFE INSURANCE COMPAN	96.20	CHK	
MAIN	27926	06/14/2018	LIBERTY CO TEACHER CRED UNION	2,604.18	CHK	
MAIN	27927	06/14/2018	LIBERTY COUNTY INSURANCE & BEN	238,347.28	CHK	
MAIN	27928	06/14/2018	LIBERTY COUNTY PAYROLL	6,314.42	CHK	
MAIN	27929	06/14/2018	LIBERTY COUNTY PAYROLL	4,823.98	CHK	
MAIN	27930	06/14/2018	LIBERTY COUNTY PAYROLL	100.00	CHK	
MAIN	27931	06/14/2018	LIBERTY COUNTY PAYROLL CLEARIN	83,848.62	CHK	
MAIN	27932	06/14/2018	LIBERTY COUNTY PAYROLL CLEARIN	19,609.80	CHK	
MAIN	27933	06/14/2018	LIBERTY COUNTY PAYROLL CLEARIN	56,772.19	CHK	
MAIN	27934	06/14/2018	LIBERTY COUNTY PAYROLL CLEARIN	507,394.52	CHK	
MAIN	27935	06/14/2018	NATIONWIDE RETIREMENT SOLUTION	735.00	CHK	
MAIN	27936	06/14/2018	THE HARTFORD	838.00	CHK	
MAIN	27937	06/14/2018	VALIC C/O JP MORGAN CHASE	721.00	CHK	
MAIN	27938	06/18/2018	SANDRA L. DUNNUCK	300.00	CHK	
MAIN	27939	06/18/2018	ADAPT PROGRAMS, LLC	5,940.00	CHK	
MAIN	27940	06/18/2018	LIBERTY COUNTY	78.84	CHK	
MAIN	27941	06/21/2018	QUILL	236.95	CHK	
MAIN	27942	06/21/2018	KELLY SEMIEN	222.20	CHK	
MAIN	27943	06/22/2018	TEXAS COLLEGE OF PROBATE JUDGE	375.00	CHK	
MAIN	27944	06/26/2018	ALLISON FUNERAL SVC	400.00	CHK	
MAIN	27945	06/26/2018	ALLISON FUNERAL SVC	339.00	CHK	
MAIN	27946	06/26/2018	ALLISON FUNERAL SVC	400.00	CHK	
MAIN	27947	06/26/2018	CANON FINANCIAL SERVICES	337.82	CHK	

Bank Account	Check Number	Check Date	Payee	Amount	Type	Voided
MAIN	27948	06/26/2018	LIBERTY COUNTY DISTRICT CLERK	480.00	CHK	
MAIN	27949	06/26/2018	LIBERTY COUNTY DISTRICT CLERK	480.00	CHK	
MAIN	27950	06/26/2018	LIBERTY COUNTY DISTRICT CLERK	480.00	CHK	
MAIN	27951	06/26/2018	QUILL	300.76	CHK	
MAIN	27952	06/26/2018	READYREFRESH	42.20	CHK	
MAIN	27953	06/26/2018	TRANS UNION RISK & ALTERNATIVE	25.00	CHK	
MAIN	27954	06/26/2018	A T & T	73.05	CHK	
MAIN	27955	06/26/2018	A-1 TEL-COM SECURITY	1,246.59	CHK	
MAIN	27956	06/26/2018	AKIN'S AUTO & SERVICE CENTER	2,432.80	CHK	
MAIN	27957	06/26/2018	ALLIED ELEVATOR	300.00	CHK	
MAIN	27958	06/26/2018	ALLISON FUNERAL SVC	400.00	CHK	
MAIN	27959	06/26/2018	ALLISON TROUSDALE	450.00	CHK	
MAIN	27960	06/26/2018	AMERICAN ASSOC. OF NOTARIES	91.94	CHK	
MAIN	27961	06/26/2018	AMERICAN INDUSTRIAL - CLEVELAN	12.50	CHK	
MAIN	27962	06/26/2018	AMERICAN SCREENING CORP.	382.95	CHK	
MAIN	27963	06/26/2018	AMERICAN STAMP & MARKING PRODU	14.10	CHK	
MAIN	27964	06/26/2018	AMERICAN TIRE DISTRIBUTOR	459.36	CHK	
MAIN	27965	06/26/2018	ANDRES FERNANDEZ=DIAZ	2,100.00	CHK	
MAIN	27966	06/26/2018	ANNETTE BALDWIN	99.21	CHK	
MAIN	27967	06/26/2018	ARCHIES FOOD	235.74	CHK	
MAIN	27968	06/26/2018	ARMADILLO PRINTING & GRAPHICS	404.15	CHK	
MAIN	27969	06/26/2018	ASCO	1,539.68	CHK	
MAIN	27970	06/26/2018	AT & T	84.53	CHK	
MAIN	27971	06/26/2018	AT&T	3,162.90	CHK	
MAIN	27972	06/26/2018	B & H PHOTO	1,751.18	CHK	
MAIN	27973	06/26/2018	B J FORD-MERCURY CO	7.00	CHK	
MAIN	27974	06/26/2018	BIG THICKET VETERINARY CLINIC	178.15	CHK	
MAIN	27975	06/26/2018	BILL DINSMORE	493.21	CHK	
MAIN	27976	06/26/2018	BROOKSIDE EQUIPMENT SALES, INC	173.58	CHK	
MAIN	27977	06/26/2018	CANON SOLUTIONS AMERICA	69.15	CHK	
MAIN	27978	06/26/2018	CARPENTER'S TIME SYSTEMS	55.00	CHK	
MAIN	27979	06/26/2018	CASA DON BONI	138.39	CHK	
MAIN	27980	06/26/2018	CDW-G	835.13	CHK	
MAIN	27981	06/26/2018	CENTERPOINT ENERGY ENTEX	108.84	CHK	
MAIN	27982	06/26/2018	CHAPMAN AIR CONDITIONING AND H	6,080.00	CHK	
MAIN	27983	06/26/2018	CIARA B. TANNER	3,300.00	CHK	
MAIN	27984	06/26/2018	CIRA	650.00	CHK	
MAIN	27985	06/26/2018	CITY OF LIBERTY	11,328.44	CHK	
MAIN	27986	06/26/2018	CLAWSON'S COPY SHOPPE	611.58	CHK	
MAIN	27987	06/26/2018	CLERK, SUPREME COURT	383.00	CHK	
MAIN	27988	06/26/2018	CLEVELAND ASPHALT	4,517.87	CHK	
MAIN	27989	06/26/2018	CLEVELAND SUPPLY	128.99	CHK	
MAIN	27990	06/26/2018	COASTAL WELDING SUPPLY	253.56	CHK	
MAIN	27991	06/26/2018	COBURN'S LIBERTY	475.71	CHK	
MAIN	27992	06/26/2018	COMCAST	454.87	CHK	
MAIN	27993	06/26/2018	COMPUTER SOLUTIONS	2,400.00	CHK	
MAIN	27994	06/26/2018	COMPUTER TUNE-UP SERVICES	8,750.00	CHK	
MAIN	27995	06/26/2018	CORRECTIONS SOFTWARE SOLUTIONS	450.00	CHK	
MAIN	27996	06/26/2018	DAN BRADLEY	450.00	CHK	
MAIN	27997	06/26/2018	DAVID STARK	100.00	CHK	
MAIN	27998	06/26/2018	DAYTON ELECTRIC CO.	132.42	CHK	
MAIN	27999	06/26/2018	DE LAGE LANDEN FINANCIAL SVCS,	856.45	CHK	

Bank Account	Check Number	Check Date	Payee	Amount	Type	Voided
MAIN	28000	06/26/2018	DIESEL PUMP AND INJECTOR SERVI	1,677.81	CHK	
MAIN	28001	06/26/2018	DIGITAL DOLPHIN SUPPLIES	104.00	CHK	
MAIN	28002	06/26/2018	DISH	59.36	CHK	
MAIN	28003	06/26/2018	DONALD LAWRENCE	358.98	CHK	
MAIN	28004	06/26/2018	ELIZABETH E. COKER	5,700.00	CHK	
MAIN	28005	06/26/2018	ENTERGY	2,583.22	CHK	
MAIN	28006	06/26/2018	F M M S HOLDINGS OF TEXAS, LLC	19,500.00	CHK	
MAIN	28007	06/26/2018	F.A. RIPP'S TIRE CENTER	25.00	CHK	
MAIN	28008	06/26/2018	G & K SERVICES	1,384.29	CHK	
MAIN	28009	06/26/2018	GATE'S SALES	11.00	CHK	
MAIN	28010	06/26/2018	GULF STATES MATERIAL, INC.	23,045.05	CHK	
MAIN	28011	06/26/2018	HARDIN COUNTY JUVENILE PROBATI	420.00	CHK	
MAIN	28012	06/26/2018	HARDIN POSTMASTER	50.00	CHK	
MAIN	28013	06/26/2018	HAROLD SEAY	583.94	CHK	
MAIN	28014	06/26/2018	HEALTH CENTER OF SOUTHEAST TEX	199.75	CHK	
MAIN	28015	06/26/2018	HENSCEY ELECTRIC & AIR COND.	519.00	CHK	
MAIN	28016	06/26/2018	HOUSTON NORTHWEST RADIOLOGY AS	32.61	CHK	
MAIN	28017	06/26/2018	INTERNIST ASSOCIATES OF TEXAS	277.59	CHK	
MAIN	28018	06/26/2018	J & R SIGNS	124.00	CHK	
MAIN	28019	06/26/2018	JAIME CARTER	450.00	CHK	
MAIN	28020	06/26/2018	JAMES D. CHANDLER	600.00	CHK	
MAIN	28021	06/26/2018	JAMES M. GOTT	875.00	CHK	
MAIN	28022	06/26/2018	JAMISON UNDERWRITING SERVICES	1,970.13	CHK	
MAIN	28023	06/26/2018	JAX	259.26	CHK	
MAIN	28024	06/26/2018	JEFFERSON COUNTY JUVENILE PROB	1,995.00	CHK	
MAIN	28025	06/26/2018	JENNIFER HAZLETT	88.29	CHK	
MAIN	28026	06/26/2018	JOHN J. HEBERT DIST. INC.	11,915.23	CHK	
MAIN	28027	06/26/2018	KAREN REITER	52.84	CHK	
MAIN	28028	06/26/2018	KAYLA HERRINGTON	3,020.00	CHK	
MAIN	28029	06/26/2018	KEATON D. KIRKWOOD	1,650.00	CHK	
MAIN	28030	06/26/2018	KENNETH DAGLE	213.10	CHK	
MAIN	28031	06/26/2018	KINGWOOD NEUROLOGY AND SLEEP P	201.85	CHK	
MAIN	28032	06/26/2018	KONICA MINOLTA BUSINESS SOLUTI	314.45	CHK	
MAIN	28033	06/26/2018	LASER PRINTERS & MAILING SVCS	2,865.73	CHK	
MAIN	28034	06/26/2018	LIBERTY CO SHERIFF'S DPT	399.00	CHK	
MAIN	28035	06/26/2018	LIBERTY MEDICAL SURGICAL CLINI	152.00	CHK	
MAIN	28036	06/26/2018	LIBERTY POLICE DEPARTMENT	650.00	CHK	
MAIN	28037	06/26/2018	LINDA LEONARD	302.88	CHK	
MAIN	28038	06/26/2018	LJA ENGINEERING, INC.	4,317.40	CHK	
MAIN	28039	06/26/2018	LT'S GARBAGE SERVICE	201.40	CHK	
MAIN	28040	06/26/2018	LYNN ALLEN	63.77	CHK	
MAIN	28041	06/26/2018	M & M AUTOMOTIVE	1,050.90	CHK	
MAIN	28042	06/26/2018	MARTIN MARIETTA MATERIALS	2,892.33	CHK	
MAIN	28043	06/26/2018	MCCOY'S	22.02	CHK	
MAIN	28044	06/26/2018	MICHELLE MANGUM-MERENDINO	7,675.00	CHK	
MAIN	28045	06/26/2018	MILAM DISCOUNT TIRE	3,010.30	CHK	
MAIN	28046	06/26/2018	MONTGOMERY COUNTY JUVENILE DEP	200.00	CHK	
MAIN	28047	06/26/2018	N.L. CONSTRUCTION	14,000.00	CHK	
MAIN	28048	06/26/2018	NATALIE ROPER	106.55	CHK	
MAIN	28049	06/26/2018	NET DATA	1,226.00	CHK	
MAIN	28050	06/26/2018	O'REILLY AUTOMOTIVE STORES, IN	3,037.89	CHK	
MAIN	28051	06/26/2018	OFFICE DEPOT	2,658.85	CHK	

DATE: 8/28/18  
EXHIBIT: A

Bank Account	Check Number	Check Date	Payee	Amount	Type	Voided
MAIN	28052	06/26/2018	PACE STANCIL FUNERAL HOME	676.00	CHK	
MAIN	28053	06/26/2018	PACE-STANCIL FUNERAL HOME	676.00	CHK	
MAIN	28054	06/26/2018	PACK, SHIP & COPY	29.67	CHK	
MAIN	28055	06/26/2018	PEGGY THRASHER	32.61	CHK	
MAIN	28056	06/26/2018	PERFORMANCE TRUCK	956.50	CHK	
MAIN	28057	06/26/2018	PITNEY BOWES	705.00	CHK	
MAIN	28058	06/26/2018	POLAR SERVICE CENTER	165.36	CHK	
MAIN	28059	06/26/2018	POTETZ HOME CENTER	269.59	CHK	
MAIN	28060	06/26/2018	PRECISE SAFETY & CONSULTING, I	515.00	CHK	
MAIN	28061	06/26/2018	PTS OF AMERICA, LLC	1,345.41	CHK	
MAIN	28062	06/26/2018	QUILL	2,624.54	CHK	
MAIN	28063	06/26/2018	RAYNE HIGH SCHOOL	7.00	CHK	
MAIN	28064	06/26/2018	REPUBLIC SERVICES, INC.	540.00	CHK	
MAIN	28065	06/26/2018	RICHARD R. BURROUGHS	328.00	CHK	
MAIN	28066	06/26/2018	RICHARD WATSON	925.00	CHK	
MAIN	28067	06/26/2018	RICOH	147.84	CHK	
MAIN	28068	06/26/2018	ROBERT CROFT	569.88	CHK	
MAIN	28069	06/26/2018	ROGER CHRISCO	600.00	CHK	
MAIN	28070	06/26/2018	ROMOCO EQUIPMENT	1,012.05	CHK	
MAIN	28071	06/26/2018	SCOTT P. AARONS, MD	177.80	CHK	
MAIN	28072	06/26/2018	SCOTT PAWGAN	1,427.88	CHK	
MAIN	28073	06/26/2018	SCRIPT CARE, LTD	733.72	CHK	
MAIN	28074	06/26/2018	SECRETARY OF STATE	420.00	CHK	
MAIN	28075	06/26/2018	SELF & HOANG, PLLC	1,300.00	CHK	
MAIN	28076	06/26/2018	SHECO	297.91	CHK	
MAIN	28077	06/26/2018	SHOPPA'S	653.14	CHK	
MAIN	28078	06/26/2018	SOUTHEAST TEXAS WATER	31.80	CHK	
MAIN	28079	06/26/2018	SOUTHERN TIRE MART, LLC	462.36	CHK	
MAIN	28080	06/26/2018	STAPLES BUSINESS ADVANTAGE	114.14	CHK	
MAIN	28081	06/26/2018	STEPHANIE GROSS	160.53	CHK	
MAIN	28082	06/26/2018	STERLING FUNERAL HOME	800.00	CHK	
MAIN	28083	06/26/2018	SUPPLYWORKS	1,429.59	CHK	
MAIN	28084	06/26/2018	TEEL TECHNOLOGIES	674.00	CHK	
MAIN	28085	06/26/2018	TEXAS FACILITIES COMMISSION	11,000.00	CHK	
MAIN	28086	06/26/2018	TINA KENNEDY	504.56	CHK	
MAIN	28087	06/26/2018	TOLUNAY-WONG ENGINEERS	15,805.00	CHK	
MAIN	28088	06/26/2018	TOM ABBATE	900.00	CHK	
MAIN	28089	06/26/2018	TRAVELERS	1,812.41	CHK	
MAIN	28090	06/26/2018	TREY MCCONNELL	113.00	CHK	
MAIN	28091	06/26/2018	TRINITY VALLEY TRACTORS, INC.	1,285.65	CHK	
MAIN	28092	06/26/2018	TX. DEPT. OF STATE HEALTH SERV	351.36	CHK	
MAIN	28093	06/26/2018	VERIZON WIRELESS	1,748.85	CHK	
MAIN	28094	06/26/2018	VFW	1,600.00	CHK	
MAIN	28095	06/26/2018	VICTOR R. SCARANO, M.D., J.D.	1,800.00	CHK	
MAIN	28096	06/26/2018	WALLER COUNTY ASPHALT	2,717.15	CHK	
MAIN	28097	06/26/2018	WARREN POWER ATTACHMENTS	433.35	CHK	
MAIN	28098	06/26/2018	WASHBURN & CO LAND SURVEYORS	4,500.00	CHK	
MAIN	28099	06/26/2018	WASTE MANAGEMENT	4,692.16	CHK	
MAIN	28100	06/26/2018	WELLONA ROBERTSON	72.54	CHK	
MAIN	28101	06/26/2018	WELLS FUNERAL SERVICE, INC.	400.00	CHK	
MAIN	28102	06/26/2018	WEST GROUP PAYMENT CENTER	3,173.44	CHK	
MAIN	28103	06/26/2018	WHITENER ENTERPRISES INC.	209.79	CHK	



Bank Account	Check Number	Check Date	Payee	Amount	Type	Voided
MAIN	28104	06/26/2018	WHITENERS-DAYTON	231.44	CHK	
MAIN	28105	06/26/2018	WILLIAM HERGEMUELLER	559.72	CHK	
MAIN	28106	06/26/2018	XEROX CORPORATION	1,261.02	CHK	
MAIN	28107	06/26/2018	ZEP MANUFACTURING COMPANY	3,914.54	CHK	
MAIN	28108	06/26/2018	LIBERTY CO TAX OFC	82.50	CHK	
MAIN	28109	06/28/2018	AFLAC	13,649.91	CHK	
MAIN	28110	06/28/2018	HARTFORD LIFE INSURANCE COMPAN	96.20	CHK	
MAIN	28111	06/28/2018	LEGALSHIELD	15.94	CHK	
MAIN	28112	06/28/2018	LIBERTY CO TEACHER CRED UNION	2,558.63	CHK	
MAIN	28113	06/28/2018	LIBERTY COUNTY BENEFITS & INSU	8,278.77	CHK	
MAIN	28114	06/28/2018	LIBERTY COUNTY INSURANCE & BEN	235,616.44	CHK	
MAIN	28115	06/28/2018	LIBERTY COUNTY PAYROLL	6,397.75	CHK	
MAIN	28116	06/28/2018	LIBERTY COUNTY PAYROLL	4,449.48	CHK	
MAIN	28117	06/28/2018	LIBERTY COUNTY PAYROLL	100.00	CHK	
MAIN	28118	06/28/2018	LIBERTY COUNTY PAYROLL CLEARIN	345,316.82	CHK	
MAIN	28119	06/28/2018	LIBERTY COUNTY PAYROLL CLEARIN	83,592.96	CHK	
MAIN	28120	06/28/2018	LIBERTY COUNTY PAYROLL CLEARIN	19,549.98	CHK	
MAIN	28121	06/28/2018	LIBERTY COUNTY PAYROLL CLEARIN	56,336.68	CHK	
MAIN	28122	06/28/2018	LIBERTY COUNTY PAYROLL CLEARIN	506,120.40	CHK	
MAIN	28123	06/28/2018	NATIONWIDE RETIREMENT SOLUTION	735.00	CHK	
MAIN	28124	06/28/2018	THE HARTFORD	838.00	CHK	
MAIN	28125	06/28/2018	VALIC C/O JP MORGAN CHASE	721.00	CHK	

\* INDICATES A GAP IN CHECK # SEQUENCE

---

5 TOTAL VOIDED CHECKS	1,724.00
537 TOTAL CHECKS	4,273,897.08
0 TOTAL ELECTONIC PAYMENTS	0.00
0 TOTAL PAYROLL CHECKS	0.00
0 TOTAL ACH TRANSACTIONS	0.00
	-----
537 TOTAL ALL CHECKS	4,273,897.08